



Clearinghouse on Supervised Visitation Phone Conference Agenda



November 20, 2019

12PM/11CT

Discussion

- 1. Welcome and Announcements – Everyone is invited!**
- 2. Program narratives are DUE NOW!**
- 3. Check the listings on the website to ensure your program information is up to date and correct for the quarterly report. If you need to add or change anything email Lyndi Bradley at lbradley2@fsu.edu**
- 4. 2019 Case and Client Statistical Analysis**
- 5. 2019 Program Narratives**
- 6. Questions from Directors: Choosing a Payroll Service**
- 7. Holiday Books for Children**
- 8. Winter Crafts**

The Clearinghouse on Supervised Visitation Annual Report: Florida's Supervised Visitation Database Case and Client Statistical Analysis

October 2019

Karen Oehme, J.D.

Director

Kelly O'Rourke, MSW

Database Manager

Table of Contents

Case and Client Statistical Analyses Results	3
October 1, 2018 to September 30, 2019	3
Referral Source	4
Reason for Referral (Condensed)	4
Additional Allegations	5
Primary Service Requested	6
Description of Services	6
Person Providing Service	7
Child's Gender	7
Child's Race	7
Child's Age	8
Parent's Marital Status	9
Visitor's Gender	9
Visitor Race	10
Visitor Relationship to Child	10
Visitor Annual Income	12
Custodian Gender	12
Custodian Race	13
Custodian Relationship to Child	13
Custodian Income	14
Domestic Violence Reporting	15
Critical Incidents: Serious Disruptions in Service	15
Critical Incident Outcomes	16
Cancellation of Visits	17
Case Closures	18
Closure Variables	19
Substance Abuse	19
Arrests for Violent Crime	20
Implications and Recommendations	20

Case and Client Statistical Analyses Results

October 1, 2018 to September 30, 2019

Cases: 2,124

Clients: 8,448

Services: 32,868

In this report we present the results of the annual Institute on Supervised Visitation's Database Case and Client Analysis. This report covers October 1, 2018 to September 30, 2019, the 12 months since the last report. A total of 36 supervised visitation programs in Florida contributed information to the database during this time span. This does not represent all of the programs in Florida; DCF requires programs that accept state grant funding to participate in the database; others do not have a financial incentive to report their data.

For the year, from 10/1/2018 to 9/30/2019, the total number of documented cases was 2,124, the number of clients served was 8,448 (3,651 children, 2,553 visitors, 2,244 custodians/others), and the number of services provided was 32,868. This is the number of completed or terminated services only, and does not include intake sessions, scheduled but cancelled services or no-shows.

The amount of missing data has *continued to decline* over the last five years, probably due to Institute training on the database, periodic reminders to programs to enter all data correctly, and requirements within the database to enter specific information before being allowed to move forward.

Percent vs. Valid Percent - The Percent shown in each table is the percent of the total number of cases showing one particular answer, factoring in any cases for which the data is missing or is zero. The Valid Percent is the percent of the total number of cases showing one particular answer but *not including* any cases with blank cells or missing data. If there are no missing data for a particular variable, then the Percent and Valid Percent will be identical.

Referral Source

In the database, there are seven options for the variable Referral Source. This is a mandatory variable, in that database users cannot continue until this information is inserted. For the most part, the trends have remained steady as Dependency Court continues to be the most common referral source. Domestic Violence Injunctions account for the next largest source of referrals. Dependency cases rose a bit while DV cases dipped slightly compared to 2017-2018.

	Frequency	Percent	Valid %
<i>Dependency Case</i>	1612	76	76
<i>DV Injunction</i>	232	11	11
<i>Dissolution of Marriage</i>	104	5	5
<i>Never Married/Paternity</i>	124	6	6
<i>Criminal Case</i>	8	.1	.1
<i>Self-Referred</i>	23	1	1
<i>Other</i>	21	.9	.9
TOTAL	2,124	100	100

Reason for Referral (Condensed)

For each case, multiple reasons can be cited for the referral to supervised visitation. However, the database user is required to enter the primary reason for the referral. The percentage of DV referrals dipped slightly from the previous year. The dip was matched by increases in Child Abuse/Neglect cases and Substance Abuse Cases. Also of note, the percentage of **Parental Substance Abuse cases** has steadily risen over time:

Year	% of Cases
<i>2014</i>	29
<i>2015</i>	33
<i>2016</i>	32.1
<i>2017</i>	34
<i>2018</i>	35
<i>2019</i>	38

It is possible that more centers are identifying that one factor behind child abuse/neglect may be substance abuse **Remember that this is the *Primary Reason for Referral* and may reflect only the main issue of the case as noted in the Referral document.**

<u>Reason for Referral (Condensed)</u>	Frequency	Percent	Valid %
<i>Child Abuse / Neglect</i>	458	22	22
<i>Domestic Violence</i>	704	33	33
<i>Parental Substance Abuse</i>	805	38	38
<i>Parental Mental Health</i>	114	5.4	5.4
<i>Parental Criminal Activity</i>	9	.3	.3
<i>Other Parental Misconduct</i>	21	.9	.9
<i>Other</i>	13	.4	.4
TOTAL	2,124	100	100

Additional Allegations

The table below lists the allegations noted **in addition to the primary allegation** or reason for referral. As many items as needed may be checked for each case. While 38% of cases this year were referred to supervised visitation primarily for Parental Substance Abuse, 23% of the remaining cases listed Parental Substance Abuse as an additional allegation, making it one of the most common issues facing clients. In addition, while 33% of all cases this year were referred for domestic violence, 27.3% of the remaining cases listed domestic violence as an additional allegation. While Domestic Violence continues to be a significant factor, Substance Abuse is clearly on the rise as a comorbid issue in supervised visitation cases.

	Frequency	% of all Cases
<i>Child Abuse / Neglect</i>	376	20
<i>Domestic Violence</i>	530	27.3
<i>Parental Substance Abuse</i>	441	23
<i>Parental Mental Health</i>	268	14
<i>Parental Criminal Activity</i>	51	2.8
<i>Other Parental Misconduct</i>	234	12.2
<i>Fear of Abduction</i>	(152)	
<i>Prolonged Parental Absence</i>	(56)	
<i>Undermining Custodial Parent</i>	(21)	
<i>Pornography</i>	(5)	
<i>Other</i>	14	.7
TOTAL	1,914	100

Primary Service Requested

This chart identifies the primary service for which the client was referred. The most common reason for referral remains Supervised Visitation followed by Monitored Exchange. Most clients also receive parent education and assistance as a secondary service. The number of cases with Therapeutic Supervision rose significantly over last year (8).

	Frequency	% of all Cases
<i>Supervised Visitation</i>	1989	93.7
<i>Monitored Exchange</i>	64	3.1
<i>Parent Educations</i>	21	.9
<i>Therapeutic Supervision</i>	45	2.1
<i>Additional Services Only</i>	5	.2
<i>TOTAL</i>	2,124	100

Description of Services

The chart below identifies the distribution of service types provided to clients. The most common service remains Supervised Visitation followed by Monitored Exchange. Most clients receiving Supervised Visitation services also receive Parent Education as a secondary service. Note that Supervised Internet services are on the rise, although still a small percent of overall services.

	Frequency	Percent	Valid %
<i>Supervised Visitation</i>	30,961	94.2	94.2
<i>Monitored Exchange</i>	1471	5.4	5.4
<i>Supervised Phone/Internet Visit</i>	58	.002	.002
<i>Therapeutic Supervision</i>	328	.45	.45
<i>Intake/Additional Service</i>	50	.002	.002
<i>TOTAL</i>	32,868	100	100

Person Providing Service

Paid staff members continue to be the main provider of services in Florida's supervised visitation centers, followed by interns, and last, volunteers. After several years of intern/volunteer use rising, this year it fell 4%.

	Frequency	Percent	Valid %
<i>Paid Staff</i>	29,934	91.2	97.7
<i>Intern</i>	396	1.2	1.3
<i>Volunteer</i>	320	.9	1
<i>Total</i>	30,650	93.3	100
<i>Missing</i>	2218	6.7	
<i>TOTAL</i>	32,868	100	

Child's Gender

The next three charts contain demographic information on the child clients of Florida's Supervised Visitation programs. This year, cases contained anywhere from 1 to 8 children. As in previous years, the number of boys and girls remains roughly even.

	Frequency	Percent	Valid %
<i>Male</i>	1802	49.4	49.4
<i>Female</i>	1847	50.6	50.6
<i>Unknown</i>	2	.006	.006
<i>TOTAL</i>	3,651	100	100

Child's Race

According to the 2010 U.S. Census, approximately 78% of the U.S. self-reports as white, 16.7% as black, and 23% as Hispanic (some people choose more than one race.) Compared to the previous year, there was a minor increase in Hispanic children and white children at Florida programs, matched by a small decrease in black children and those identifying as two or more races.

Child's Race

	Frequency	Percent	Valid %
<i>White</i>	2033	55.8	56.2
<i>Hispanic</i>	393	10.7	10.9
<i>Black</i>	823	22.5	22.7
<i>Asian/Pacific Islander</i>	4	.1	.1
<i>American Indian/Alaska Native</i>	29	.8	.8
<i>Two or More Races</i>	331	9	9.1
<i>Unknown</i>	9	.3	.2
<i>Total</i>	3622	99.2	100
<i>Missing</i>	29	.8	
<i>TOTAL</i>	3,651	100	

Child's Age

More than 70% of children at visits are under age 10, which is down from 75% in 2017-2018. Still, a majority of children in Florida's Supervised Visitation programs are age 6 and under (57%).

	Frequency	Percent	Valid %
<i>0 - 3</i>	2033	35.4	37.6
<i>4 - 6</i>	393	21.7	23.1
<i>7 - 9</i>	823	15	15.9
<i>10 - 12</i>	4	11.7	12.5
<i>13 - 15</i>	29	7.2	7.6
<i>16+</i>	331	3.1	3.3
<i>Total</i>	3434	94.1	100
<i>Missing</i>	217	5.9	
<i>TOTAL</i>	3651	100	

Parent's Marital Status

According to the collected data, a larger percentage of parents receiving Supervised Visitation services were never married to each other, and this percentage rose considerably from 45% in 2015 to 65% in 2016 and continues to hold fairly steady at around 2017, 2018, and now 2019.

	Frequency	Percent	Valid %
<i>Unmarried</i>	2476	67.8	72.2
<i>Married</i>	408	11.3	11.7
<i>Separated</i>	337	9.2	9.6
<i>Divorced</i>	231	6.3	6.5
<i>Total</i>	3432	94.6	100
<i>Unknown</i>	199	5.4	
<i>TOTAL</i>	3,651	100	

Visitor's Gender

The following data represents information on the *primary* visitor in the case. The Visitor is normally someone who does not have custody of the child, but the person with whom the child will have supervised visits. So that all parental visitors can be counted, the Institute encourages programs to have a separate case for each parent that is visiting children.

	Frequency	Percent	Valid %
<i>Male</i>	787	37.4	37.4
<i>Female</i>	1335	62.6	62.6
<i>Unknown</i>	2	.08	.08
<i>TOTAL</i>	2,124	100	100

In the last decade, men and women were almost equally represented as visitors participating in supervised visits. Since 2014 the percentage of women has increased steadily to 60% in 2018 and now 62% in 2019. The percentage of women was approximately 10% points higher over the two years previous to 2017. **There were 429 additional visitors served by the centers for a total of 2,553 visitors served.** Of the additional 429 visitors, 249 were women and 180 were men. Additional visitors may

include another parent, step parents, siblings, and grandparents, among others. However, if both parents are non-custodial visitors, we urge sites to establish a separate case for each.

Visitor Race

The majority of primary visitors continues to be white. Like 2017, there were almost twice as many black visitors as Hispanic visitors, compared to the 2:3 ratio found in 2018. The percentage of visitors claiming Asian /Pacific Islander or American Indian / Alaska native has risen slightly. According to the 2010 U.S. Census, approximately 78% of the U.S. self-reports as white, 16.7% as black, and 23% as Hispanic (some people choose more than one race.) The racial breakdown of the additional 429 visitors mirrored that below.

	Frequency	Percent	Valid %
<i>White</i>	1324	62.5	64.7
<i>Hispanic</i>	230	10.8	11
<i>Black</i>	445	21.1	20
<i>Asian/Pacific Islander</i>	8	.3	.4
<i>American Indian/Alaska Native</i>	15	.7	.8
<i>Two or More Races</i>	45	2.1	2.6
<i>Other</i>	11	.5	.5
<i>Total</i>	2078	98	100
<i>Unknown</i>	46	2	
<i>TOTAL</i>	2,124	100	

Visitor Relationship to Child

By far, the most common primary visitor was a parent to the child client (96-98%). As in all previous years (with the exception of 2011) mothers showed higher representation as visitors than fathers. Women are the most common head of single parent households and therefore, more susceptible to poverty and the issues that accompany it. It is not surprising that women are the most common visitor in Dependency cases and fathers are the most common visitors in cases referred via Domestic Violence sources.

Visitor Relationship to Child

	Frequency	Percent	Valid %
<i>Mother (biological, adoptive, or step)</i>	1237	58.3	59.1
<i>Father (biological, adoptive, or step)</i>	811	38.2	38.8
<i>Grandparent</i>	28	1.3	1.4
<i>Sibling</i>	-	-	-
<i>Other Family Member</i>	12	.5	.5
<i>Other</i>	4	.2	.2
<i>Total</i>	2092	98.5	100
<i>Unknown</i>	32	1.5	
<i>TOTAL</i>	2,124	100	

The following chart represents the 429 additional visitors to the primary visitors. Approximately 80% are parents demonstrating cases wherein both parents are non-custodial visitors. The Institute encourages database users to separate those cases into two different cases, one for each parent. This way, with each parent categorized as a primary visitor, we can more accurately report all parent data in A&V reports.

	Frequency	Percent	Valid %
<i>Mother (biological, adoptive, or step)</i>	201	47	54.6
<i>Father (biological, adoptive, or step)</i>	142	33	38.6
<i>Grandparent</i>	9	2.1	2.4
<i>Sibling</i>	2	.5	.5
<i>Other Family Member</i>	3	.6	.8
<i>Non-Relative Caregiver</i>	1	.09	.2
<i>Other</i>	11	2.5	2.9
<i>Total</i>	369	85.8	100
<i>Missing</i>	60	14.2	
<i>TOTAL</i>	429	100	

Visitor Annual Income

As in previous years, the majority of visitors are below the poverty level – approximately 77% below \$20,000 and perhaps as much as 88% if the family poverty line is used (includes less than \$29,000.) The number of visitors in the lowest category rose from 54.9% in 2017, to almost 60% in 2018, but has lowered slightly to 56 in 2019.

	Frequency	Percent	Valid %
<i>Less than \$10,000</i>	1192	56	57
<i>\$10,000 - \$19,999</i>	444	21	21.5
<i>\$20,000 - \$29,999</i>	239	11.3	11.5
<i>\$30,000 - \$39,999</i>	92	4.4	4.4
<i>\$40,000 and above</i>	115	5.4	5.6
<i>Total</i>	2082	98.1	100
<i>Unknown</i>	42	1.9	
<i>TOTAL</i>	2,124	100	

Custodian Gender

The following four sections represent information on the *primary* custodian in the case.

	Frequency	Percent	Valid %
<i>Male</i>	787	37.4	37.4
<i>Female</i>	1335	62.6	62.6
<i>Unknown</i>	2	.08	.08
<i>TOTAL</i>	2,244	100	100

Clearly women were, by far, the most common custodian, the person having legal custody of the child client. This may be in part due to the fact that most Foster Parents are listed as females. **There were 120 additional custodians served by the centers for a total of 2,244 people.** Of the additional 120 custodians, 84 were men and 36 were women. Additional custodians may include a custodian's spouse, step parents, siblings, and grandparents, among others. As many primary custodians are women, the higher number of men listed as additional caregivers represents their spouses.

Custodian Race

The majority of the primary custodians continue to be white. However, this year, the number of custodians identifying as white increased somewhat from 55% to 61%. In addition the number identifying as two or more races increased about 2%. The racial breakdown of the additional 120 custodians was almost identical that below.

	Frequency	Percent	Valid %
<i>White</i>	1301	61	63.3
<i>Hispanic</i>	248	12	12.5
<i>Black</i>	356	17	17.4
<i>Asian/Pacific Islander</i>	4	.1	.1
<i>American Indian/Alaska Native</i>	19	.9	.9
<i>Two or More Races</i>	96	4.5	4.6
<i>Other</i>	26	1.2	1.2
<i>Total</i>	2050	96.7	100
<i>Unknown</i>	74	3.3	
<i>TOTAL</i>	2,124	100	

Custodian Relationship to Child

	Frequency	Percent	Valid %
<i>Mother (biological, adoptive, or step)</i>	401	19	19
<i>Father (biological, adoptive, or step)</i>	268	13.2	13.2
<i>Grandparent</i>	279	13	13
<i>Sibling</i>	2	.1	.1
<i>Other Family Member</i>	157	7.2	7.2
<i>Non-Custodial Relative</i>	122	1.4	1.4
<i>Foster Parent</i>	796	37.5	37.5
<i>Group Home</i>	38	5.7	5.7
<i>Other</i>	36	1.7	1.7
<i>Unknown</i>	25	1.2	1.2
<i>TOTAL</i>	2,124	100	100

Previously, the most common custodian was a parent to the child client (38.2% in 2017 and 33% in 2018) but it has dropped even further from last year to 32.2% in 2019. This year, Foster Parent (up 6%) has surpassed Parent and the most popular caregiver. Mothers have significantly higher representation as custodians than do fathers – almost 60% of parental custodians are mothers while 40% are fathers. This may be due to the fact that mothers are more likely to have original custody of children. Following foster parents, parents and then grandparents were the most common custodians. The additional 29 custodians were most often grandparents or step parents to the children.

Custodian Income

Because many programs and case managers do not have access to this information, there is some missing data in regard to custodian income. However, this reporting year, database users made a concerted effort to acquire this information as required. The number of custodians in the lowest income level has increased from 11.5% in 2018 to 15% in 2019. It appears that almost 33% of the custodians earn less than \$20,000 per year, a number which remained steady from 2018. Still, with federally designated poverty levels (Feb. 2019) at \$25,750 for a family of four, a significant number of clients fall beneath the poverty threshold. Also, 55% percent of custodians fall below the 125% of poverty level mark.

	Frequency	Percent	Valid %
<i>Less than \$10,000</i>	322	15	15.2
<i>\$10,000 - \$19,999</i>	381	18	18.2
<i>\$20,000 - \$29,999</i>	463	22	22.2
<i>\$30,000 - \$39,999</i>	415	20	20.1
<i>\$40,000 and above</i>	516	24	24.2
<i>Total</i>	2097	98.8	100
<i>Unknown</i>	27	1.2	
<i>TOTAL</i>	2124	100	

Domestic Violence Reporting

In each case, the person entering data is required to note whether domestic violence (DV) was a component of, or was present in the case upon intake (according to the referral.) In 2019 38% indicated **YES**, down from 42.5% in 2018. This 4.5% decrease is encouraging, however it cannot be classified as a trend thus far. As the cases progress and staff learn more about the family dynamics, cases that are referred for other reasons are often found to also have family violence issues – in the end, approximately 60% checked DV as an issue in the case. Clearly, domestic violence is a significant issue in supervised visitation cases along with substance abuse.

	Frequency	% of all Cases
<i>Domestic Violence YES</i>	808	38
<i>Domestic Violence NO</i>	1316	62
<i>TOTAL</i>	2,124	100

Critical Incidents: Serious Disruptions in Service

A *Critical Incident* is a serious disruption in service: an event that occurred before, during, or immediately after the service that was so problematic as to require the cancellation or termination of the service or the removal of the offending party from the premises.

	Critical Incident Cases	% of all Cases
<i>2014</i>	90	3.4%
<i>2015</i>	151	6.2%
<i>2016</i>	202	9.3%
<i>2017</i>	239	10.7%
<i>2018</i>	193	8.7%
<i>2019</i>	179	8.4%

From 2014 to 2017, the number of cases with critical incidents has rose consistently from 90 to 239 or from 3.4% to 10.7% of all cases. This may be in part due to the researchers redefining “critical incident” to include *any serious disruption of services* following the 2014 reporting year. In 2018, however, the number of cases with a critical incident fell to 8.7%, and in 2019 to 8.4% of cases. If this is a new trend or an anomaly remains to be seen, but it is certainly a welcome development. As the Institute continues to emphasize the need for enhanced safety measures and consistently offers support and training on the issue of safety in supervised visitation, this drop will hopefully continue. Employee turnover in the Supervised Visitation field is fairly regular and the ongoing professional development and training provided by the Institute is essential to keeping staff and families safer.

Critical Incident Outcomes

Number of cases with Critical Incidents: **179 (8.4% of all cases)**

Total number of Critical Incidents: **214 (.66% of all services)**

	# of Incidents
<i>Visitor threatened staff</i>	7
<i>Visitor showed favoritism</i>	10
<i>Visitor threatened other adult</i>	6
<i>Visitor arrested on-site</i>	5
<i>Child accidentally injured</i>	6
<i>Visitor refused staff directions</i>	98
<i>Visitor physically harmed child</i>	4
<i>Visitor threatened child</i>	6
<i>Visitor came to visit intoxicated</i>	30
<i>Visitor used corporal punishment</i>	6
<i>Visitor became ill</i>	3
<i>Child refused to participate</i>	16
<i>Child abuse reserved</i>	7
<i>Child became ill</i>	3
<i>Custodian refused redirection</i>	2
<i>Custodian threatened staff</i>	1
<i>Other</i>	4
TOTAL	214

While the overall percentage of incidents per total number of services reported is still fairly low, it is evident through discussions that these events are often underreported, especially if the incident has a smooth outcome. The number should also represent a commendation to the well-trained staff of Florida's SVCs who are quite successful in preventing critical incidents from occurring as well as handling them safely and quickly.

But any critical incident is concerning and may be quite dangerous. An intoxicated and angry visitor can pose a substantial threat not only to those present for the visit but also anyone else in the office, agency, or vicinity of the visit. Proper security measures are always necessary to prevent potential tragedies from occurring.

Below are the noted actions taken in each case experiencing a critical incident. Several actions might have been taken for a particular incident, therefore allowing for a higher number of actions than incidents themselves.

<i>Action Taken</i>	<i># of Incidents</i>
<i>Case worker notified</i>	92
<i>Incident report written</i>	128
<i>Incident discussed with violator</i>	198
<i>No action taken</i>	16
<i>Police/Sheriff/emergency personnel called</i>	28
<i>Service terminated</i>	96
<i>Staff called abuse hotline</i>	14
<i>Violator was arrested</i>	8
<i>Closed case due to critical incident</i>	8
<i>Other</i>	16

Cancellation of Visits

Scheduled visits are often cancelled before they can take place. Below is a cumulative list of those responsible for cancelling services. Most often, the visit is cancelled by the visitor for various reasons.

<i>Cancelled By</i>	<i># of Incidents</i>
<i>Visitor</i>	4182
<i>Custodian (not foster parent)</i>	539
<i>Foster parent</i>	299
<i>DCF/CBC</i>	584
<i>SV program</i>	422
<i>Other</i>	516
<i>Missing</i>	3
<i>TOTAL</i>	6,545

Reasons for cancellation are varied and listed below. Most often, no reason is given, especially when cancellation messages are left on center voicemail. In addition, one or more parties are often reported as “No Show” for a service, meaning they did not officially cancel and did not show up for the scheduled appointment time.

Approximately 16% of all scheduled services were No-Shows. Also of note is the number of services cancelled for Non-Confirmation - 486. Many sites are requiring confirmation to ensure their program resources are not wasted on no-shows.

Reason for Cancellation	# of times
<i>Conflicting appointment</i>	351
<i>Transportation</i>	522
<i>Work</i>	297
<i>None given</i>	396
<i>Illness</i>	716
<i>Holidays</i>	154
<i>Weather</i>	189
<i>Death</i>	18
<i>Child's activities</i>	89
<i>Incarceration</i>	91
<i>Vacation</i>	119
<i>Change in court order</i>	36
<i>Child refused to visit</i>	64
<i>Staff resources unavailable</i>	12
<i>Other emergency</i>	48
<i>Non-confirmation</i>	486
<i>Other</i>	834
<i>Unknown</i>	2123
TOTAL	6,545

Case Closures

In the 2018-2019 analysis period, 1,087 cases were closed. It is noteworthy that centers often forget to close cases, especially if clients simply stop coming over time. The Institute has made an effort to remind centers to review and close cases no longer active.

Reason for Case Closure	# of times
<i>Excessive no-shows/cancellations</i>	285
<i>Completion of court ordered term of service</i>	39
<i>Moved to unsupervised visits (per court)</i>	236
<i>Termination of parental rights or court ordered cessation of visits</i>	182
<i>Loss of contact with visitor or custodian</i>	107
<i>Family reunified</i>	61
<i>Refusal of child to visit</i>	19
<i>SVP's time or visit limit reached</i>	17
<i>Safety concerns</i>	40
<i>Termination for violation of other rules</i>	19
<i>Excessive demands on program resources</i>	6
<i>Critical incidents</i>	8
<i>Refusal to pay fees</i>	25
<i>Other</i>	43

The number of cases closed for safety reasons remains at 4%.

	Case Closure Due to Safety Reasons
2015	59
2016	52
2017	55
2018	42
2019	48

Closure Variables

Since the 2014 reporting year, additional closing variables have been part of the database. Centers were asked to report on substance abuse and arrests for violent crime before, during, and after the completion of services. If the center answered yes, they were provided the opportunity to expand on their information. Below is the summary of this data from the 1,087 cases closed this year and the percentage of closed cases the numbers represent.

Substance Abuse

A significant number of clients came to supervised visitation this year with substance abuse as their primary issue. Twenty-three percent of new cases also listed substance abuse as an additional allegation. The actual number may be higher as substance abuse is known to be severely underreported. Some substance abuse issues continue during the SV services, sometimes even during a service.

It appears that a majority of the substance abuse in cases occurs before SV services and might in fact contribute to a client's placement in an SV program. On a positive note, data show that during services, substance abuse may be, at least for a time, decreasing. Note that many programs do not have the resources available to track clients after they leave.

	% of Closed Cases Indicating			
	Yes	SA was Present	No	Unknown
<i>SA Present</i>	256	23.5	946	
<i>SA Prior to services</i>	224	87.5% of SA cases	18	763
<i>SA While case was open</i>	23	8.9% of SA cases	21	816
<i>SA During a service</i>	7	2.7% of SA cases	20	833
<i>SA Known after services</i>	5	1.9% of SA cases	15	840

Arrests for Violent Crime

	% of Closed Cases Indicating AVC was Present			
	Yes	No	Unknown	
<i>Arrests for violent crime</i>	148	14	939	
<i>AVC Prior to services</i>	126	85% of AVC cases	31	803
<i>AVC While case was open</i>	10	6.7% of AVC cases	40	810
<i>AVC During a service</i>	1	.6% of AVC cases	34	825
<i>AVC Known after services</i>	6	4% of AVC cases	22	838

In the over 1,000 cases that programs closed in the 2018-2019 year, almost 15% of cases included a client who had been previously arrested for a violent crime. Fortunately, the percentage of those perpetrators becoming violent during supervised visitation services is low. While the number of known offenses post services reported is only 6, this may be due to the fact that many centers do not have access to records after their clients complete services. In addition, some centers do not have the time or funding to follow up with their clients post services.

Yet, previous data which included a review of client arrest records for two years post services did indicate a significant decrease in reported violent crimes. This may also be reflected in the decreasing numbers above as, based on previous Institute research, arrests for violence decrease dramatically during and after SV services.

Implications and Recommendations

Overall, this annual report again reflects the fact that supervised visitation programs in Florida provide a valuable service statewide. DCF funds ongoing training for all programs to help build safe practices for families and communities.

There is much more work to be done to provide the financial support that these crucial programs need. Programs consistently report that they do not have the funding to pay staff and provide all of the visits requested by the courts. Local communities need to support the service more robustly.

As in prior years, the Clearinghouse will deliver targeted training based on the safety needs reported by Programs, namely, critical incidents reported at SV programs. These incidents –serious disruptions in service – decreased again this year, yet there are always incidents reported that reveal potentially dangerous dynamics at programs: parents refusing to accept direction from staff, parents showing up at visits under the influence of drugs/alcohol, and parents threatening staff or other parents (among others). The presence of security personnel -- once a common sight at SV programs,

but now a rare part of SV services because of chronic underfunding and visitations in case worker/agency settings, would no doubt make visitation safer across the state.

Parental substance abuse is again a prominent issue at Programs. As more cases are sent primarily because of a parent's substance abuse, our SV data reflect national trends in individuals' struggles with addiction. The need for security at programs to keep vulnerable children and families, as well as staff and the surrounding community, is again demonstrated in this data, as is the need for our targeted training around addiction.

The Institute list of Florida SV programs includes both non-profit and for-profit programs. Recommendations, created by a statewide task force mandated by the legislature as part of Florida Statutes 753, have never been acted upon by the legislature (despite several individual legislators' attempts for such reform). Thus, there has never been a mechanism to monitor or certify any of these programs to ensure that they follow the current or recommended Standards. As in years past, the Institute will again alert DCF and the Office of the State Courts Administrator to both the need for the implementation of standards statewide and increased funding, especially for onsite security personnel, to keep families safe at SV programs. Achieving increased security presence at Florida's SV programs was a part of the call to the Florida Legislature in the 2008/2009 Report to the Florida Legislature (available at http://familyvio.csw.fsu.edu/wp-content/uploads/2012/02/Final_Report_to_Legislature.pdf).

*Submitted by Karen Oehme, Director
Institute for Family Violence Studies
October 2019*

CLEARINGHOUSE ON SUPERVISED VISITATION

DESCRIPTIONS OF CURRENT PROGRAMS

Submitted by:

*Karen Oehme, Director
Clearinghouse on Supervised Visitation*

KOehme@fsu.edu

November, 2019

Contents

All About the Kids' Best Interest	4
Believe in Talk	4
Beyond Barriers, Inc.	5
Chances for Children	5
Children's Advocacy Center of Collier County- Family Safety Program	6
Children's Home Society FVC Miami.....	7
Children's Home Society FVC – Pensacola.....	7
Children's Home Society – West Palm	8
Children's Justice Center	8
Communities Connected for Kids: Devereux CBC	9
Deland Harmony House SVC	9
DISC Village, Inc. Supervised Visitation Program	10
Divine Oaks Family Services	10
Eckerd Youth – Brevard Family Visitation Services	11
Embrace Families Osceola.....	11
F.A.C.E.S. Family and Co-Parenting Enrichment Services	12
Family Crossroads Solutions, Inc.	13
Family Counseling and Child Safety Center	13
Family Nurturing Center of Florida - Bartley	14
Family Partnerships – New Port Richey	14
Family Resource Connection.....	15
Family Resource Center of SW Florida	16
Family Support and Visitation Center (Devereux).....	16
Family Ties Visitation Center	16
Family Visitation Center of Alachua	16
Family Visitation Supervisors	17
Kids and Families Matter	17
Kid's Bridge	18
LifeStream Best Practices SVP Wildwood.....	18
Lutheran Services.....	19
Metamorphosis	20
Miami Counseling Center	20

Pasco Counseling and Visitation Center – New Port Richey	20
Partners with Families	21
Preval & Associates	21
Psychological Center for Expert Evaluations	22
Rooted Families.....	22
Safe Connections Supervised Visitation Center	22
Safe House of Seminole – The YANA Project.....	23
SAFE Visits - Kids in Distress	24
South Florida Counseling Agency	24
Supervised Visitation Prog. at Life Management Center	25
Sustainable Family Services.....	26
The Centers, Inc. Best Practices SVP	26
The Children and Families Supervise Visitation Program.....	27
The Children’s Visitation Center	29
Therapeutic Alliance	29
The Toby Center.....	30
United Way Family Fundamentals.....	31
Wesley House Family Services	31
Youth and Family Alternatives SVP.....	32
Youth & Family Alternatives: Bradenton	32
Visitation Management Services	33

Program Highlights

Below you will find a listing of all of the known Supervised Visitation Service providers in the state of Florida.

All About the Kids' Best Interest

235 NE 23rd St. #M214
Wilton Manors, FL 33305
Program Director: Cindy Fuller 954-390-7654 x1507
Contact E-mail: cindyfuller@kidinc.org

Number of Sites: 1 Counties Served: Broward

ALL ABOUT THE KIDS BEST INTEREST is an Off-site bilingual (Spanish/English) supervised visitation and monitored exchange services for dependency and family court cases. We have a fully executed Memorandum of Understanding with the Seventeenth Judicial Circuit to provide supervised visitation and exchange services.

These off-site supervised timeshare are conducted in public locations such as Chuck E Cheese, Monkey Joe's, Off the Wall Fun Center, XTREME Action Park, Game rooms, Museum of Discovery and Science, IMAX Theatre, Movie Theatres, Restaurants, Book stores, Libraries, Shopping Malls, Tradewinds Park, Butterfly World, Public Parks, Playgrounds, and Home of the visiting parent to mention a few pick-up and drop-off sites.

This off-site supervised visitation program provides contact between the parent and the child which is structured so that the supervisor may actively encourage the parent-child relationship by providing age-appropriate activities, helping parents develop or enhance parenting skills when necessary, modeling appropriate interactions with the child and discouraging inappropriate parental conduct. This supervisor enables an ongoing relationship between the noncustodial visiting parent and the child by impartially observing their contact in a safe environment and to facilitate appropriate child/parent interaction during supervised contact.

The Purposes of Supervised Visitation is to assure the safety and welfare of the child, adults and this supervisor during supervised contact. We take pictures of the custodial parent, visiting parent and child as a safety practice, in case of a flight risk or any reason we have to call the Hot line or police. We can show the authorities a contemporary photo of the minor child and parents. Visitation services are available seven days a week including holidays. We provide families with extended hours during the week and on weekends to help accommodate working families and the children's school and activity schedule.

Believe in Talk

P.O. Box 191757 Ft. Lauderdale, FL 33310
Program Director: Debbie Sedaka, LMHC 954-513-8404
Contact E-mail: BelieveinTalk@yahoo.com believeintalk.com

Number of Sites: 1 Counties Served: Dade, Broward

Believe in Talk provides very personalized individual services to clients. Services are individually tailored to the child's needs and we specialize in working with autistic and other special needs populations. Because our clients are often in high crisis situations, we are available 24/7 to meet with GALs, attorneys, families, teachers, and clients.

Our services are environmental and off-site, seeking to work with children and families in their natural, most comfortable settings. We offer therapeutic supervised visits in roller skating rinks, bowling alleys, Chuck E Cheese, and even movie theaters when appropriate! Believe in Talk is proud of our record of reuniting children with parents with whom they've had very troubled relationships. Our therapeutic approach has helped many clients rebuild their families.

Beyond Barriers, Inc.

3677 Central Ave., Suite I, Ft. Myers, FL 33901

Program Director: Charity Williams 239-839-3907

Contact E-mail: beyondbarriersfl@gmail.com

Number of Sites: 1 Counties Served: Lee, Charlotte, Hendry and Glades

We operate as a full service approach to our clients by also offering many of the services that they will need to complete to be reunited with their children. All of our "Supervisors" are also certified as parenting instructors and are able to provide feedback during the visitation to facilitate a better visit for both parent and child. We offer home like settings in our office for the visits so that the visit can be more relaxed for all parties. All our colorful rooms include couches, TVs with family friendly movies, games and some toys for the families to use during their visit. We offer visits seven days a week so that there are no barriers to a parent visiting a child.

Chances for Children

412 SW Wood St. Lake City, FL 32025

Program Director: Sandy Tice 386-752-4453

Contact E-Mail: ChancesforChildren@comcast.net

Number of Sites: 1 Counties Served: Columbia, Suwannee, Hamilton,
Lafayette, Madison, Taylor, Baker, Union

This year we moved into a new center on donated property. There are 8 acres so we now offer a petting zoo and plenty of space for outdoors activities and picnics. We are also participating in the Shop A Cop program. Each child gets a \$100 gift certificate to go shopping with an officer. All gift certificates were donated by the Lake City PD and Walmart. Each child rides in a police car with the siren going as a 30 car convoy led by Santa goes to Walmart.

Each year our entire community comes together to throw a Christmas party for the kids. Various churches and organizations sponsor the event and we are able to give gifts to 120+ kids. Each of our 22 sponsors puts up a tree at the event for the children to decorate and have fun. Also, each group hosts a crafts booth where the kids can make gifts they can give, such as picture frames, ornaments, and other crafts items. When they leave, each child gets a gift food bag so they have enough to eat during the holidays when not a school for breakfast and lunch. The highlight is the fact that the whole community works together on this!

In house, we also have our own Build-A-Bear system. Each child begins by building an animal of their choice to keep and hold in therapy sessions. This is a friend they always have with them when things get rough. Throughout their sessions, they can get clothes for their animal as well. This is by far the kids' favorite thing!

Children's Advocacy Center of Collier County- Family Safety Program

1036 6th Ave. North Naples, FL 34102

Program Director: Gail Tunnock

Contact E-mail: gtunnock@caccollier.org

Created in 1997, the Family Safety Program of the Children's Advocacy Center of Collier County has grown to meet the needs of the local community to assist custodial parents with advocacy and support and ensure non-custodial parents have the opportunity to interact positively with their children in a child-friendly environment. The majority of our families have experienced domestic violence and most have co-occurring issues such as child abuse, mental illness and substance abuse.

With continued financial support from several grants including a Community Development Block Grant (CDBG), the Naples Children and Education Foundation, and the Community Foundation of Collier County, we are able to maintain this service in Collier County for the domestic violence, criminal and family courts. The local Community Based Care organization (CBC) authorized 253 visitation visits for 12 families last year when they needed secure and professional services. The outcomes are measured by documenting critical safety incidents, documenting training provided for staff in safe practices, tracking service provision in the case files, and conducting client satisfaction surveys. In the past year, we served 78 families providing 891 supervised visits and 245 safe exchanges.

The most recent survey of participants indicated that the Family Safety program was successful in keeping the victim safe and assisting them with community resources. Most had participated in supervised visitation. 92% strongly agreed or agreed that it was important for our staff to understand their situation by conducting an intake and 93% stated that rules reviewed during the intake were useful. 93% reported that our staff is courteous and helpful and 100% reported that they were treated with dignity and respect. 100% strongly agreed and agreed that staff members are fair and impartial service providers and 100% strongly agreed that our agency creates a safe environment for the services

Children's Home Society FVC Miami

800 NW 15th St. Miami, FL 33136

Program Director: Marie Constant 786-602-5183

Contact E-mail: Marie.Constant@chsfl.org

Number of Sites: 1 Counties Served: Dade

The Family Visitation Center of the Children's Home Society serves the visitation needs of parents and children in the dependency court system of District 11, and has always done so completely without charge to the parents. We provide both supervised and therapeutically supervised visitation for families. We view as our greatest accomplishment the positive role we play in aiding in the re-unification of families and children by providing a safe, home-like environment for visitation.

We have a constant stream of interns from the FIU School of Social Work, many of whom continue as hired staff. We also partner with a community groups and youth in need of service hours. This year they organized a move to decorate rooms with themes and provided new toys. Away from our offices, we have a special visitation area that feels very homelike, with couches and tables and comfy chairs. Our visitation rooms are themed for various ages such as infants, younger children aged 2-8 and older children 9 and up.

Each year we have a Christmas party for families which is always attended by Santa bringing gifts and food from all our sponsors. We often include other siblings and families in need in this celebration for all.

Children's Home Society FVC – Pensacola

1300 N. Palafox St, Pensacola, FL 32501

Program Director: John Tyler Davis 850-266-2743

Contact E-mail: John.Davis@chsfl.org

Number of Sites: 2 Counties Served: Escambia, Santa Rosa

The Family Visitation Center is located inside the Children's Home Society, Western Division. We serve nearly fifty families a year, with several cases ending due to the visiting parent being granted unsupervised visitation. The visitation center is operated by a single director with an occasional intern from the University of West Florida. We have a jungle themed room and a seas creature themed room that the kids absolutely love. We have tables, a television with a DVD player, and all kinds of toys and movies for all age groups to enjoy. We continue to be one of the area's only SV centers and pride ourselves on providing a safe and homey place for families to reconnect.

2nd Site: Milton FVC

5357 Stewart St. Milton, FL 32570 850-983-5486

The Milton site was added several years ago to the Children's Home Society Family Visitation Center of Pensacola. With this new site available, the CHS FVC can offer supervised visitation and other services to those families living farther away from Pensacola. This enables many more new families to receive services. Florida has many rural areas that need services, and the Milton Program helps meet that need for noncustodial parents.

Children's Home Society – West Palm

4100 Okeechobee Blvd. West Palm Beach, FL 33409

Program Director: Nicole Slade 561-352-2514

Contact E-mail: Nicole.Slade@chsfl.org

Number of Sites: 1 Counties Served: Palm Beach

This year on the one-year anniversary of our location, we held an annual generic holiday celebration, since not all clients celebrate the same holidays. We had face painting, snacks, vendors and gifts donated by our sponsors. It was a wonderful event that offered our client families a way to feed their families healthy food and get gifts for the holidays.

Our rooms are themed by age, with lots of age appropriate toys. Our rooms also have considerable privacy with bathrooms and dining facilities in each. We also have a playground they can use for picnics or outside fun.

Children's Justice Center

700 E. Twiggs St. Suite 102 Tampa, FL 33602

Program Director: Trish Waterman 813-272-7179

Contact E-mail: watermpl@fljud13.org

Number of Sites: 1 Counties Served: Hillsborough

The Children's Justice Center (CJC) has a collaborative relationship with Eckerd Connects, Hillsborough's community based care provider for serving children involved in Dependency cases. CJC provides a dedicated case manager to handle communication, scheduling and correspondence. The Children's Justice Center is open 6 days a week until 7:30 PM and has a waiting list for what is referred to as "prime time hours" – after 3:00 PM and anytime on Sunday.

Our Safebridge Program funded by The Office of the Attorney General works directly with the custodial victim using the CJC and provides referrals, safety planning and on-going crisis intervention. Hillsborough County Sheriff's Office continues to support the CJC with the annual Christmas gift giving for every child using the program. This year they are expanding their efforts and doing a back to school supply drive to benefit the CJC kids. CJC surveys participants on an annual basis and the latest survey indicated the following results:

Seventy-five families responded to the survey – 98% stated they felt safe using the CJC, 99% stated visitation staff was helpful, courteous, and treated participants with dignity and respect, and 96% stated the staff appear fair and impartial. Comments from one survey participant stated, “I didn’t want to come here because I felt targeted in a terrible divorce I am going through. I am totally shocked to what an amazing facility this place is. No matter the turmoil of my divorce, I actually have fun here and leave laughing. The non-bias is the best.”

Communities Connected for Kids: Devereux CBC

10570 S. Federal Hwy #300 Pt. St. Lucie, FL
Program Director: Tavaris Williams 772-873-7800
Contact E-mail: tavaris.williams@devereuxcbc.org

Number of Sites: 1 Counties served: Martin, St. Lucie, Indian River,
Okeechobee

Our center is a warm and welcoming place for clients. We’ve designed the rooms to be like family homes and living rooms to help our families feel more relaxed.

The Family Support Workers of the Treasure Coast do a tremendous job in ensuring that supervised visitation is available for all CCK families. Children are transported from our four counties to locations that are safe and accessible for each visiting party. Parents are given multiple confirmation attempts to secure their visits, and scheduling change requests are accommodated whenever possible. Through CCK’s supervised visitation program, families are able to safely transition into less restrictive visitation arrangements, which aid in faster reunifications as each case’s circumstances dictate.

DeLand Harmony House SVC

247 W. Voorhis Ave. DeLand, FL 32720
Program Director: Maia Bass 386-740-3839 x227 or x240
Contact E-mail: maia.bass@cshfl.org

Number of Sites: 3 Counties Served: Flagler, Volusia

Harmony House is a Children’s Home Society Visitation Center located in the city of DeLand, Florida. Harmony House takes dependency cases only. We are so proud of the work we do for the families we serve. We are rewarded each day knowing we make it possible for the visits to happen in a safe environment. We are quite proud of one of our families which was a great success story. After two years of work by both the mother and father, the entire family was reunified and are doing very well. This year we will decorate for Christmas and the children will receive gifts that have been donated to the head office.

2nd Site: Family Tree House SVC

525 S. Ridgewood Ave. Daytona Bch, FL 32114
Program Director: Maia Bass 386-304-7600
Contact E-mail: Maia.Bass@chsfl.org

The Family Tree House in Volusia County provides supervised visitation and monitored exchange services for dependency and family court cases. The family court cases includes on-site security. We at the Tree House feel honored that because of the work we do, children and their parents can visit in a safe and fun environment. All of our rooms are brightly decorated. Each year we do a toy drive to collect Christmas gifts for the kids. We do a holiday party to distribute the gifts. We also decorate Christmas trees.

3rd Site: Sally's Safe Haven

103 E. Moody Blvd. Bunnell, FL 32110

Program Director: Maia Bass 386-263-8771

Contact E-mail: Maia.bass@chfl.org

Sally's Safe Haven in Flagler County provides supervised visitation and monitored exchanges services for dependency and family court Domestic Violence cases. The services provided for DV cases is thanks to a grant from the Office of Violence Against Women and in conjunction with the Flagler County government. The DV visitation cases includes on-site security. Sally's Safe Haven is a state of the art visitation center but with still a warm and nurturing family environment.

DISC Village, Inc. Supervised Visitation Program

3333 W. Pensacola St. #310 Tallahassee, FL 32304

Program Director: Tongy Rodriguez 850-510-3387

Contact E-mail: tongy.rodriguez@discvillage.com

Number of Sites: 1 Counties Served: Leon, Wakulla, Liberty, Gadsden, Jefferson, Taylor, Calhoun, Gulf (8)

The Disc Village Supervised Family visitation center currently has an order of agreement with the second judicial circuit to services family law cases in the Big Bend Community. We recently moved into a new bigger location with a more enhanced family-like setting for the children and families we serve. In addition to that we have a life-skills curriculum for parents. Our goal is to help these families increase resilience, build on their current strengths and overcome barriers. We also have Christmas gifts for the children collected from our parent agency.

Divine Oaks Family Services

995 NE 119th St 680624 Miami, FL 33168

Program Director: Michelle Ranglin 786-280-0036

Contact E-mail: DivineOaksFamilyServices@gmail.com

Number of Sites: 1 Counties Served: Dade, Broward

Divine Oaks Family Services provides individual therapy, family therapy, therapeutic and supervised visitation for Family, Dependency, Permanent Guardianship and all other related cases. Divine Oaks serves our families in the Miami Dade and Broward county area.

Divine Oaks' mission is to "Nurture the Root to allow the Branch to Flourish." Our mission simply means, a child's understanding of the family dynamic should come from a place of growth and development with the assistance of caring and encouraging parents.

Eckerd Youth – Brevard Family Visitation Services

2226 Sarno Rd/ #107 Melbourne, FL 32935

Program Director: Talia Bryant 321-307-5102 Stanley Brizz

Contact E-mail: tbyrant@eckerd.org

Number of Sites: 3 Counties Served: Brevard

Brevard Supervised Family Visitation Program (BSFV) provides short-term therapeutic and standard supervised visitation services to families' court ordered through dependency and family court. BSFV collaborates with system of care partners, attorneys and stakeholders to achieve timely permanency through reunification, unsupervised visitation, or any additional order or recommendation of the presiding court.

Brevard Supervised Family Visitation is a vital service in child welfare cases in which children have temporarily been removed from the home of their parents or guardians due to abuse or neglect. BSFV is committed to providing a safe "home-like" environment for children to visit with their non-custodial parent(s). This service enables children to maintain connections with parents with whom they are not living by protecting the physical and emotional safety of the children and their families, including the safety of parents who have been victims of domestic violence with visits monitored and documented by trained staff.

We recently updated visitation rooms to create a formal living and dining space. We also partnered with a non-profit agency in August to provide back to school haircuts for our clients and their children. We facilitate weekly one-on-one parenting classes to many individuals referred for visitation that need parenting classes as well. At Christmas we partnered with a local real estate agency to provide gifts for our children off of their wish lists.

Embrace Families Osceola

2653 Michigan Ave. Kissimmee, FL 34744

Program Director: Erika Ramos 407-846-5220 Ext. 232

Contact E-mail: Erika.ramos@chsfl.org

Number of Sites: 1 Counties Served: Osceola

The CHS Osceola Family Visitation Center does an outstanding job of serving our children and families and providing a safe, fun environment for them to visit one another. Many of our

parents have told us that some of the centers they have gone to before feel very empty and impersonal, and that our center makes them feel more at home.

We have three different rooms at our center, each of which is filled with age-appropriate toys for the families to play. Each room has a different theme; we have a space- painted room, a nature painted room, and the third was decorated and furnished by Pizza Hut as a donation. We also have board games set aside for our older children to play with at their request. There is a small kitchen area in our center comprised of a refrigerator, sink, toaster oven, and microwave. This area is available for the parents to use, allowing them to bring any home cooked meals or refrigerated/ frozen foods they may want to prepare for their children. This opportunity allows parents to make the kids their favorite meals and know they have a piece of home with them, even if they are separated at the moment.

Another thing that sets us apart is our employees also transport the children to and from their visits whenever possible so we can accommodate a greater number of families. Every semester we provide placements for students in the community studying social work to complete their internship hours. These students are always a valuable asset and welcome addition to our team and in turn they get to work directly with our families and gain valuable experience.

2nd Site: Embrace Families Orange Co West

5749 Westgate Dr. #201, Orlando, FL 32835
Program Director: Cinthya Urena 407-460-8365
Contact E-mail: Cinthya.Urena@chsfl.org

3rd Site: Embrace Families Orange Co East

1900 N. Alafaya Tr. #900, Orlando, FL 32826
Program Director: Erika Ramos 407-460-8365
Contact E-mail: Erika.Ramos@chsfl.org

4th Site: Embrace Families Seminole Co.

2929 S. Orlando Dr. #150, Sanford, FL 32773
Program Director: Cinthya Unrena 407-460-8365
Contact E-mail: Cinthya.Urena@chsfl.org

F.A.C.E.S. Family and Co-Parenting Enrichment Services

1390 S. Dixie Hwy #2109 Coral Gables, FL 33431
Program Director: Dana Cahn 954-773-2237
Contact E-mail: www.faces.family

Number of Sites: 2

Counties Served: Dade

Our sites each have three playrooms with different themes tailored to the ages of the children –younger kids, tweens, and older teens. We are proud to count as interns and volunteers, students from FIU, FAU, Barry University and NOVA. These interns help us provide services on a sliding scale to needy families. We recently decorate for Halloween and handed out candy to the children.

We provide both on and off-site visits with bi-ligual staff as needed. We are proud to be a member of the SV Network and the Clearinghouse program, with a fully professional program meeting the legislative standards set by the Florida legislature. Safety is important to us and we have safety cameras located throughout the facility.

Our staff consists of licensed practitioners such as LCSWs or registered Bailiffs from court with extensive training. Our seasoned professionals provide Therapeutic visitation, Monitored Exchanges, monitored Skype visits, parenting classes, co-parenting, and restoring family relations workshops. We also work with the FAIR app which provides 20% of their fees for client scholarships. In addition, we received a grant from the American Academy of Matrimonial Lawyers (AAML) which covers the cost for 75 families for free visits.

2nd Site: F.A.C.E.S. Counties Served: Broward, Palm Beach
1112 SE 3rd Ave Ft. Lauderdale, FL 33316
Program Director: Dana Cahn 954-773-2237
Contact E-Mail: danacahn@faces.family

Family Crossroads Solutions, Inc.

1664 SW 244 Lane, Homestead, FL 33032
Program Director: Karen Sanchez (786) 389-4826
Contact E-mail: info@family-csi.com

Number of Sites: 1 Counties Served: Dade

Family Crossroads Solutions, Inc. adheres to guidelines set by the Clearinghouse for Supervised Visitation and Monitored Exchanges and existing court orders. Family Crossroads Solutions, Inc. works with alienation, high profile cases and divorces and is approved as a Family Court provider.

Our staff is required to have a bachelor's degree for supervised visitations and monitored exchanges. Other agency services are offered by Masters, Licensed or doctorate level staff. We have staff that speak English, Spanish, Russian, Creole, and Portuguese. We help domestic violence victims with safety planning and the agency President is actively involved and recognized in the child protection community. All of our rooms are decorated

Family Counseling and Child Safety Center

260 Brevard Ave. Cocoa, FL 32922
Program Director: Terry Mermis 321-723-2927
Contact E-mail: info@yellowumbrella.org

Number of Sites: 1 Counties Served: Brevard

Family Nurturing Center of Florida - Bartley

2759 Bartley Cr. Jacksonville, FL 32207

Program Director: Elaine Jacobs 904-389-4244 x104

Contact E-mail: elaine@fncflorida.org

Number of Sites: 3 Counties Served: Duval, Clay, Baker, Nassau, St. Johns

2nd Site: Fleming Isle: 2075 Town Center Blvd. Fleming Isle, FL

3rd Site: Nassau: 850935 US Hwy 17 Yulee, FL

The Family Nurturing Center and Florida Coastal School of Law have been partners for several years to provide a variety of services pro bono. FNC selects interns that have expressed an interest in practicing family law to work with our families. FNC FCSL pro bono interns make a minimum of a yearlong commitment and give their time several hours per week providing programmatic assistance to the court and parties during domestic violence injunction hearings and reviewing contracts for new client admissions. In doing so, Florida Coastal Law students fulfill hour requirements and gain invaluable on the job training with families from all walks of life who may be experiencing a difficult time as their family restructures. Several of our pro bono FCSL interns remain with FNC beyond the required timeframe and continue to aid the program in various capacities. FNC is proud of the ongoing relationship we have with FCSL and appreciates the support their interns provide.

Family Partnerships – New Port Richey

8044 Old County Rd. 54 New Port Richey, FL 34654

Program Director: Tina White 727-234-7795

Contact E-Mail: familypartnershipssouth@gmail.com

Number of Sites : 2 Counties Served : Pasco, Pinellas

Family Partnerships does a great job of using volunteers and interns. We use Master of Social Work interns, Psychology and Counseling interns. I think they make the program better by constantly asking questions and making suggestions. It's great to have new thoughts and ideas. I also believe that they make our program better because it enables us to offer free groups and counseling to the community because our interns are unpaid. We even have an MSW intern that is yoga certified. She provides trauma sensitive yoga for free to dependency clients. We also receive volunteers from the community college and many have changed their major to social work after volunteering with us.

We work with our clients to do domestic violence safety plans, and we cross train with our local DV center and child protective services agencies. We also do local presentations to

community groups about child safety. Local law enforcement does periodic walk-throughs of the facility to ensure everything is safe.

Our staff is also exemplary. We have one Spanish speaking staff member and one of my employees is becoming certified in ASL. We also do cross training with the local court and DV center or child protective agency. We teach Coping with Crying to every family with a child under the age of three due to a child dying from shaken baby syndrome. Whenever possible we hold a Christmas and holiday parties for our clients.

To make our center more like a home, we had a local artist paint every wall in the center. We also use the local performing arts middle school to do our murals. They design them and then we have an art showing in which they dress in formal attire and the community votes on the mural that wins. Our theme in each room is hope and each contains inspirational messages. The middle school artists can design the room in any manner that says hope to them. In addition, we throw a Christmas party every year and collect gifts for the children.

2nd Site: Family Partnerships - Clearwater

1421 Court St. #B, Clearwater, FL 34657 727-234-7795

3rd Site: Family Partnerships – Pasco

6825 Trouble Creek Rd. New Port Richey, FL 34653 727-282-4409

Family Resource Connection

309 Main St. Palatka, FL 32177

Program Director: Stephanie Morrow 386-385-5093

Contact E-mail: stephanie@familyresourcefl.org

Number of sites: 4 Counties Served: St. John's, Duval, Putnam, Clay

Our main center is in Palatka, but we offer visits at 4 other sites as needed. We are now in a new building donated by TD Bank which has been a wonderful addition to our service abilities. We have several community organizations that donate gifts via Christmas Trees around town. They have also been recognized as the Charity of the Season which brings in many special perks for the kids.

Our staff is incredibly dedicated in good times and bad. They do so much for too little and without their dedication and compassion for the children, we wouldn't be in operation.

2nd site: FRC North

Faith Community Center 3450 County Rd. 210 West St. Johns, FL 32259

3rd site: FRC South

2730 US 1 South St. Augustine, FL 32086

4th site: FRC Clay County

155 Blanding Blvd. #2 Orange Park, FL 32073 904-298-2001

Family Resource Center of SW Florida

P.O. Box 07248 Ft. Myers, FL 33919
Program Director: Carmen Rodriguez 239-233-5676
Contact E-mail: carmen.frscswfl@gmail.com

Number of Sites: 1 Counties Served: Lee

Family Support and Visitation Center (Devereux)

118 Pasadena Place, Orlando, FL 32803
Program Director: Sylvanita Trevino 407-999-5577
Contact E-mail: strevino@devereux.org

Number of Sites: 1 Counties Served: Orange

Our program provides brightly colored rooms stocked with games and toys for the families to enjoy. We are proud of the personalized services we can provide. In operation since 1997, not only do we provide supervised visitation, we also provide the nationally acclaimed Nurturing Parenting Program to the interested parents. This is a 15 week family program that includes the whole family, whether they are reunified or not during the program. We afford the parents the ability to “graduate” in front of their children, a proud event for the first time for many of these parents.

Family Ties Visitation Center

425 N. Orange Ave Room #330 Orlando, FL 32801
Program Director: Valerie Tolentino 407-836-0426
Contact E-mail: ctfcvt1@cnjcc.org

Number of Sites: 1 Counties Served: Orange

The Family Ties program just celebrated our 22nd anniversary of helping families reunite and rebuild their lives together. Our visitation site is at a public school so we are able to provide a large variety of activities for kids including art, music, games, and a nice playground. This site also allows for the visits to seem more organic and a part of the child's regular day. We have the most incredibly talented and dedicated staff, many who have been with us for over ten years. They do this work with compassion and a passion for helping others. Without them we would not be able to serve the community as we do.

Family Visitation Center of Alachua

1409 NW 36th PL Gainesville, FL 32605
Program Director: Maia Bass 352-334-0882
Contact E-mail: Maia.Bass@chsfl.org

Number of Sites: 2 Counties Served: Alachua, Suwanee

The Family Visitation Center of Alachua County continues to provide supervised visitations to families in both the dependency and family courts. More than 150 families visited for over 1500 hours in the last year. In addition, a monthly average of 8 volunteers and interns from the community and University of Florida provided over 3,250 hours towards supervising visits.

With assistance from Alachua County, the center was fortunate to be able to provide full-time on-site security. Also, numerous volunteers from the community continue to provide many hours of monitoring visits. This has allowed more families to utilize the services and to increase the visit time for many families.

2nd Site: Family Visitation Center of Suwanee –Carolyn's Cottage

620 SW Arlington Blvd, Lake City, FL 32025 386-758-0591

Program Director: Maia Bass 386-758-0591

Contact E-mail: Maia.Bass@chsfl.org

The center is fully a part of the community's help for families. The Rotary Club continues to provide volunteers for the maintenance of the facility and grounds. The program is a vital part of the community and provides a safe place for families to spend time together in a nurturing, caring, child-friendly environment.

Family Visitation Supervisors

500 E. Broward Blvd #1710 Ft. Lauderdale, FL 33394

Program Director: Cherry Pugh 954-588-5416

Contact E-Mail: kidsupervisors@gmail.com

Number of Sites: 1 Counties Served: Broward

Kids and Families Matter

9124 58th Drive East Lakewood Ranch, Florida 34202

Program Director: Pamela Gersbach, MSW 941-527-7500

Contact Email: Support@KidsandFamiliesMatter.com

Website: Kidsandfamiliesmatter.com <https://www.kidsandfamiliesmatter.com>

Number of sites: 1 Counties Serviced: Manatee, Sarasota, Hillsborough, Pinellas, Hardee, Desoto, Charlotte, Polk Kids and

Families Matter prides its services as being a part of the solution for families involved in the Family or Dependency Court system. All of our monitors have a minimum of a Master's degree and bring to their position a respectful attitude, extensive knowledge of child development, and a desire to help families move through what is one of the most difficult times that they will ever go through.

The office consists of three visitation rooms, all equally decorated with couches, bookshelves full of books, games, toys, and a television with age appropriate videos. The family has access to a small kitchen with a microwave, coffee and tea, and a small refrigerator to hold items in. It is our goal for families to feel safe, comfortable, and to have the best experience possible. Monitors provide a relaxed atmosphere by working with the parents to ensure that all rules are understood and agreed upon prior to visits being scheduled.

The program provides a variety of family support services including but not limited to supervised shared parenting time, supervised time share exchanges, parenting education and support, pet visits, off-site shared parenting time supervision, in-home shared parenting time support, full weekend support, phone call supervision, face time and skype contact supervision, mail and package forwarding, reunification and reintroduction support, grandparent support, guardian support, and adoptive family support. Additional supports include Family Group Conferences, out of state support, gradual transition monitoring and reporting for families moving from supervised to unsupervised timesharing. Kids and Families Matter offers Shared Parenting Time supervision 7 days a week and on a 24/7 basis for families assessed as appropriate.

Kids and Families Matter also offers vacation supervision, and out of state supervision when assessed as appropriate.

Kid's Bridge

238 San Marco Ave. St. Augustine, FL 32084
Program Director: Sandy Acuff 904-824-8810
Contact E-mail: lynnandmatt@bellsouth.net

Number of Sites: 1 Counties Served: St. John's

Our program offers the Healing Arts therapeutic program which includes various musical instruments and art supplies/projects for the children to use. It is by far their favorite part of each visit. In addition, we offer parenting classes/coaching, BIP, and divorce stabilization classes for kids.

LifeStream Best Practices SVP Wildwood

901 Industrial Dr. #101 Wildwood, FL 34785
Program Director: Melinda Musick, (352) 348-7999
Contact E-mail: judy.shelton@kidscentralinc.org melinda.musick@chsfl.org

Number of Sites: 2 Counties Served: Sumpter, Lake

2nd Site: Best Practices SVP Tavares: 1300 S. Duncan Dr. Tavares, FL

The Visitation Interaction Program is designed to strengthen and/or repair the relationship between parents and children in out of home care where reunification is the goal and the court

has ordered visitation. It focuses on making visits child-centered, with the parents engaging in a positive manner with the children. It also allows visits to occur in the most homelike setting possible. Staff are available during normal business hours, but services to families are provided at dates and times that best suit the families and their schedules.

Through the Visitation Interaction Program, parents learn how to make visits a positive experience. They learn techniques and are provided tools to help them meet the needs of their children. The Program strengthens the child's relationship with the parent.

The coaching process begins with completion of the Adult Adolescent Parenting Inventory, which provides an index of risk in 5 domains: expectations of children, parental empathy towards children's needs, use of corporal punishment, parent-child family roles, and children's power and independence. The AAPI is completed before working with the family and at the conclusion of the Program to measure progress.

Each visit consists of a pre-visit prep session where the coach and parent develop goals for that day's visit, observation and coaching during the visit itself on areas identified as needing improvement, and a post-visit feedback session to discuss where the parent did well and needs more coaching.

Since program inception, AAPI scores reflect an overall average improvement of 1-5 points in each domain for clients. Customer satisfaction surveys reveal parents enjoy having their visits outside of the office and developing a stronger bond with their children. The Program has also shortened the length of stay in out of home care and increased the likelihood of the child being reunified (versus families not involved in the Program).

The Visitation Interaction Program was the recipient of the Innovator of the Year Award at Children's Home Society of Florida's 6th Annual Innovation Symposium in 2012. The Symposium is dedicated to finding better ways to serve children. This Program was selected due to its successful outcomes and ease of replication.

Lutheran Services

2285 Victoria Ave. Ft. Myers, FL 33907

Program Director: Cheryl Green-Ervin 239-461-7651

Contact E-mail: cgreen-ervin@childnetswfl.org

Number of Sites: 1 Counties Served: Lee, Charlotte

Lutheran Services Florida Visitation Program has been in existence since 2007. We provide services to families that are a part of the dependency system, working to regain custody of their children. Our staff receives some training from the training unit of the CBC Lead Agency. We are planning a Christmas party for the clients and their children in the visitation program. This year we held another Easter Egg Hunt for the children. The food, eggs, and prizes were donated.

Our visitation rooms were painted by members of the Lutheran congregation church. A private donor donated flat screen TV's, DVD/VCR combos, and paint for each visitation room. The donor has also donated pampers, wet wipes and some gift cards to the program as well.

The Lutheran Church also raised monies to help purchase furniture for the visitation rooms. We have partnered with SIYA, a program that helps teens to transition out of foster care. They have assisted with getting toys donated, helping to move furniture and with some gently used children's clothing.

Metamorphosis

13200 SW 128th St. #F2 Miami, FL 33186

Program Director: Dr. Bettina Lozzi-Toscano 305-964-7598

Contact e-mail drbitatmetmorph@aol.com

Number of Sites: 1

Counties Served: Dade

Our rooms are kid friendly, full of colors, with toys of all ages, and is set up to resemble a play room with fun and interactive activities. We have a costume party for Halloween and offer Thanksgiving Day goodies as well as Christmas and special occasions. Our "Who Boos You" grams are a hit for Halloween where parents and kids create grams for friends and each other. We also do similar grams for the holidays and Valentine's Day. We try to make the experience as non "formal" as possible. "Metamorphosis has made the discomfort of seeing my kids more like home than office", said one client.

We are a private office serving children and families in Miami Dade County since 2008. We provide both supervised and therapeutic timesharing in office and on site. We offer individualized, quality services unique to the families that are referred to us. We have an excellent reputation and work with our 11th judicial Family Circuit Judges, transforming lives one family at a time.

Miami Counseling Center

11401 SW 40th St. #307 Miami, FL 33165

Program Director: Jenine Camejo 305-227-910

Contact E-mail: Camejo.jenine@yahoo.com

Number of Sites: 1 Counties Served: Dade

Pasco Counseling and Visitation Center – New Port Richey

6825 Trouble Creek Road New Port Richey, FL 34652

Program Director: Stephanie Centella 727-277-7421

Contact E-mail: Stephanie@pascocounseling.com

Number of Sites: 1 Counties Served: Pasco, Hernando, Citrus

Pasco Counseling and Visitation has been a Community Provider for over 5 years providing supervised visitation for both dependency and family law cases. We provide a safe, nurturing environment that allows children and families to be as comfortable as possible. The center is decorated to accommodate small and large families with beanbags, games, arts and crafts, and age appropriate toys that encourage the parents to play with their children. We also have accessibility to basketball courts and a playground for all ages. These activities promote parents involvement with the child, which helps equip them with the tools needed for continued functional family time within the home environment.

Pasco Counseling and Visitation provides intensive parenting, shaken baby, anger management, and BIP classes, as well as supervised exchange and monitored Skype visitation. We also offer co-parenting and healthy relationship classes. We have separate entrances and parking for both caregivers and visiting parents and have video monitoring on site. Our close relationship with the New Port Richey Police Department, who work side by side with us in our Family Law cases, continues to ensure the safety for all. Pasco Counseling and Visitation's goal is to work alongside other community providers to make sure that our families are provided with the best community services possible to ensure their success.

Our staff provides families with extended hours during the week and on weekends to help accommodate working families and the children's school and activity schedule. In addition, the staff is continually being educated about issues within our community and that our families may encounter. To help with the success of our families, we have a birthday closet for parents who cannot afford gifts for their children; and work with community partners during Christmas to ensure every child has a gift to open. Our property also has a food and clothing bank that is made available to families in need.

Partners with Families

2737 W. Fairbanks Ave. Winter Park, FL 32789

Program Director: Sherry White 407-740-6838

Contact E-mail: s.white@psychologicalaffiliates.com

Number of Programs: 1

Counties Served: Orange

Preval & Associates

9628 NE 2nd Ave #210E Miami, FL 33138

Program Director: Herve Preval 786-281-3935

Contact E-mail: hpreval@prevalandassociates.net

Number of Programs: 1

Counties Served: Dade

Psychological Center for Expert Evaluations

3307 Northlake Blvd. # 101 Palm Beach Gardens, FL 33403

Program Director: Kristin Tolbert 561-429-2140

Contact E-mail: drktolbert@gmail.com

Number of Sites: 1

Counties Served: Palm Beach

Rooted Families

18520 NW 67th Ave #346 Miami, FL

Program Director: Alicia Layton 305-300-8953

Contact E-mail: rootedfamilies@gmail.com

www.rootedfamiessv.com

Number of Programs: 1

Counties Served: Dade

Our supervised visitation program specializes in providing on-site services. Because visiting at a dedicated center can be stressful and abnormal for the children, we strive to help families visit in a more natural setting. Our visits can occur in the park, at the zoo, or many other more comfortable and relaxed settings to put the children at ease. Rooted Families does take security seriously however and has off-site security monitoring to be sure the children and custodians are safe. Our staff includes monitors who speak English, Spanish, and Creole to accommodate many different families.

Safe Connections Supervised Visitation Center

56 Beal Pkwy, NW, Ft. Walton, FL 32579

Program Director: Sharon Rogers 850-609-1850

Contact E-mail: sharongrogers@hotmail.com

Number of Sites: 3 Counties Served: Okaloosa, Walton

A staff member from each of the Center's three locations was granted tuition to attend classes to become a certified trainer for the Circle of Security Parenting Class series. Each Center will now offer quarterly, an 8 week long parenting class to our clients and the surrounding community. We are excited to fill this gap in availability of parenting courses in our Counties.

The Director and staff continue to work with the Courts, Law Enforcement and provider and stakeholders serving cases in child welfare and domestic violence cases. We work in coordination with the Early Childhood Courts, offering immediate supervised visit intakes and prompt visits to parents of young sheltered children. We also work with the Family Law Advisory Group (FLAG) participating in meetings and attending informational service fairs. Safe Connections, in coordination with FLAG, hosted a large training on enhancing the court's skills in domestic violence in 2018 and is in the beginning planning stages of hosting another training in 2020 on the local insurgence of and the increase in cases involving human

trafficking. Our efforts to build relationships with law enforcement have led to several high ranking members of our Sheriff's Office joining our board and additional funds allocation through the Law Enforcement Trust Fund.

2nd Site: Defuniak Springs SVC

372 College Blvd., Defuniak Sps, FL 32435 850-951-1144

Our DeFuniak Springs location is located in an historic house donated by Walton County. The space was designed and remodeled to provide the safest possible setting for our families. The custodial parent has their own area to park, a separate and safe waiting area and restroom. The visitation rooms are decorated in a vintage farmhouse style that reflects the tin roof, wood house's era.

3rd Site: Crestview SVC

618 7th Ave. Crestview, FL 850-398-8855

The Safe Connections Crestview Family Visitation Center has now been open for more than 8 years serving the rural areas of northern Okaloosa County.

Safe House of Seminole – The YANA Project

901 S. French Ave. Sanford, FL

Program Director: Tina Eudell 407-302-1010

Contact E-mail: teudell@safehouseofseminole.org

Number of Sites: 1 Counties Served: Seminole

The YANA Project honors a beautiful two-year old named Yana who was murdered by her father here in Seminole County after he received unsupervised visits. Yana's name stands for "You Are Never Alone". The fact that we have not had any major incidents to take place at The Y.A.N.A Project, along with the overall satisfaction from the families served has been outstanding. The staff at The Y.A.N.A. Project goes far and beyond assisting families by providing them with additional services such as information and resources about jobs, housing, clothing, food and toiletries', both male and female.

As all team members at The Y.A.N.A. Project are Core Comp and are trained as Victim Advocates against domestic violence, through the Florida Coalition Against Domestic Violence (FCADV); safety planning is a number one priority. To ensure the safety of everyone, families with allegations of domestic violence are provided with separate visiting times. Oftentimes we find ourselves providing crisis counseling, empowerment-based advocacy and encouragement to some of our families; both English and Spanish speaking. The Y.A.N.A. Project also provides armed security on property to ensure everyone's safety.

YANA Project has six different visitation rooms painted and decorated in a variety of entertaining themes by AAA of Lake Mary. Each room has a different theme and features age appropriate toys and games. Highlights include an art room where children can paint or draw with their visiting parent and a game room featuring a foosball table, a frogger video game and a pool table which converts to ping pong or table hockey. A child who comes to YANA painted and decorated a picture in our art room, the picture reads: "The YANA Place", come and be happy! The picture is now located in our front lobby and is YANA's featured theme.

SAFE Visits - Kids in Distress

819 N.E. 26th St. Ft. Lauderdale, FL 33305

Program Director: Cindy Fuller, 954-390-7654 ext. 1507

Contact E-mail: cindyfuller@kidinc.org

Number of Sites: 1 Counties Served: Broward

Kids In Distress Visitation Program is the only accredited program in all of Broward County. KID receives funding via ChildNet through the Access and Visitation Grant Program. This funding provides Therapeutic Visitation to families with children ages birth through 17 years of age who reside in Broward County who have been removed from their homes.

Our program has four part-time Visitation Specialists who are Master's level therapists. The Visitation Specialists lend their expertise to help the families' process the therapeutic visits as well as facilitate the supervised visits. Our program has interns from the Mental Health program at Nova University, as well as the Social Work program at Florida Atlantic University, completing their practicum/internship at the agency who often shadow the visitation specialist during the visits. They are given the opportunity to learn about the visitation program and the services we provide to the families in the dependency system.

During this year we had two parents granted unsupervised visitation and one child reunified with his parents. While some visitations did not work out with the parents, one child did end up being successfully adopted by their caregiver and one sibling set was placed in relative care removing them from the foster care system after two years.

South Florida Counseling Agency

10220 W. State Rd. 94 #2 Davie, FL 33324

Program Director: Karina Chernacov 954-370-8081

Contact Email: karina@southfloridacounseling.net

Number of Sites: 1 Counties Served: Broward, Dade

We are proud to provide therapeutic sessions and supervised visitation in Portuguese, Spanish and English. We also provide excellent parenting classes all on site. We have several large warehouse "rooms" which are so big, they are more like small houses. Each is decorated with themes such as Mom's house or

Dad's house, and have large living and play areas. In the past we provided toys, gift, and even Thanksgiving dinners to clients, however, funding cuts have eliminated these perks the last two years. Our success in reunifying dedicated families is documented through our local courts, We are in contact with judges as we testify in cases and see first-hand the positive outcomes.

Supervised Visitation Prog. at Life Management Center (Bay)

525 E. 15th St. Panama City, FL 32405

Program Director: Anetra McClain (850)8902-5897

Contact Email: amcclain@lmccare.org

Number of Sites: 3

Counties: Bay, Washington, Jackson

This site provides supervised visits for all families in the Bay County and parts of Gulf County as well. Currently the visitation program accepts dependency referrals only and works closely with case managers, attorney, GAL's, and other service providers that work with the families. We have 2 full time staff and 1-part time staff for Bay County. We utilize volunteers as well as interns to help and give new ideas. This site does group visits facilitating up to 4 families in one-time slot. We service anywhere from 25-40 families a week (depending on court ordered hours) Monday through Saturday.

Visits at this site can be monitored by camera and therapeutic visitation is also provided upon request and court order. This is a home like setting that includes a table and chairs to sit and eat, sofa (in some rooms), TV, DVD player, age appropriate toys, books, games, puzzles, etc. There is an outside playground equipped with swings, slides and other activities for the children/parents to engage in. Parent coaching is provided either through the referral of case management or at the recommendation from visitation Director if there is a concern or need.

Families are given monthly activities (ex. Making collages, stockings for holidays, etc.) and participate with doing various arts and crafts either what they bring or the program provides supplies for. When appropriate (cultural respect) children and parents also participate in decorating visitation area for the holidays. Parent involvement is strongly encouraged and surveys are done not only for services but ideas for activities that parents would like to have happen during visitation.

2nd Site: Supervised Visitation BBend Ofc (Washington County)

1352 South Blvd. Chipley, FL 32428

Program Director: Anetra McClain (850)890-5897

Onsite Visitation Manager: Courtney Hill (850)628-2284

Contact email: amcclain@lmccares.org and chi11@lmccares.org

This site is located in Washington County and services Holmes county as well. This site is primarily maintained by the Visitation On-site manager who works close with case managers and family support workers through Anchorage Children's Home. This location has two visit rooms that also have a home like environment one room in particular offers a jungle like experience while visiting. Although this is a small site area there are anywhere from 5-12 families per week Tuesday and Thursday. The smaller environment offers a more one on one setting for parents to feel safe and work toward goals of reunification. Therapeutic visitation is offered at this site as well.

3rd Site: Supervised Visitation BB Ofc (Jackson Co.)

4120 Jireh Ct. Marianna, FL 32446

Program Director: Anetra McClain (850)890-5897

This site is maintained also with the Visitation On-site Manager. Here the programs have visits on Monday, Wednesday, and Friday and can house up to 10-20 families (depending on hours' court ordered). There is two full time staff between this site and Washington/Holmes county. The On-site works hard to coordinate the schedule with transportation and case management. This site has two rooms in the Big Bend building that include family like setting.

Sustainable Family Services

8487 9th St. North St. Petersburg, FL 33702

Program Director: Brandice Almeida 727-318-3224

Contact E-mail: Brandice@susfamservices.com

Number of Sites: 1 Counties Served: Pinellas

Sustainable Family Services offers a home like environment for safe, comfortable, and nurturing visits. Our visitation center includes multiple visitation rooms, kitchen, lush backyard, sensory garden, butterfly garden, chicken coop! We engage with families to identify barriers to success and work to increase supportive factors and positive relationships between visiting parent and child.

The Centers, Inc. Best Practices SVP

3300 SW 34th Ave. #101 Ocala, FL 34473

Program Director: Kim Melvin (352) 867-1536 x5312

Contact E-mail: Kim.Melvin@kidscentralinc.org

Number of Sites: 1 Counties Served: Marion

The Visitation Center at The Centers - Case Management Agency has two Visitation Coaches who work directly with case managers and DCF to provide Coaching during supervised visits. They only take Dependency cases and are trained on the latest Trauma Informed instruction and support. They will often need to testify in court and provide progress updates to the court as to parent-child interaction.

Visitation Coaching is fundamentally different from supervised visits. Instead of watching the family, the Coach is actively involved in supporting them to demonstrate their best parenting skills and make each visit fun for the children. Parents are advised to help plan the visits and take ownership of the visit, if it is safe to do so, thus empowering parents which builds on their strengths. **Visits often occur off site in the community. We serve the local Latino community and now have a Spanish speaking Coach.**

Our Visitation Center redesign was sponsored by a local pediatrician's office and is decorated in a Dr. Seuss theme. Art students from a local magnet high school helped paint the walls and canvases designed by one of the Coaches. There is a common area designed like a home living room, a dining area, kitchen, and three visit rooms; a 0-4-year-old, 5-11-year-old, and a teen room. Very often all three rooms are filled as well as the dining and living areas. First time visitors often remark on the family friendly atmosphere.

The Children and Families Supervise Visitation Program

2210 S. Tamiami Trail Venice, FL 34293

Program Director: Tamara Tridle 941-492-6491

Contact E-mail: tamarat@CPCSarasota.org

Number of Sites: 1 Counties Served: Sarasota

The Children and Families Supervised Visitation Program (CFSVP) provides services to families that have a history of domestic violence, substance misuse, criminal history, child abuse/neglect, and mental health concerns. Approximately 85% of CFSVP cases have a history of domestic violence with overlapping substance misuse and mental health concerns.

One unique aspect of the CFSVP is that there are nearly 70 volunteers who give not only their time to supervise visits, but their hearts, compassion, and understanding to the children and families we serve. There is one volunteer supervisor to one family, and each family has their own child friendly room with a variety of multicultural toys. Volunteers are rotated each week to a different case to prevent them from becoming complacent and to ensure they remain neutral. Our volunteers are typically retired teachers, law enforcement officers, or social workers. CFSVP volunteers are special because they offer their time selflessly month after month, it shows their true dedication to the children and families in our community and allows the CFSVP to continue providing services to families. Our program simply would not be able to operate without our volunteers. Over the years we have asked several volunteers what keeps them coming back and one volunteer of 19 years said, "Volunteer work is my salvation. The reward is immediate and it's not like working where you get a check two weeks later." Another volunteer said, "It is all about the children. To see them interact with their parent brings me joy. The emotional growth I see in the children and the establishment of a positive bond between the child(ren) and their parent is very rewarding. I gain so much more than I give." Our volunteer's responses truly reflect why they are so special.

The CFSVP has a history of providing a safe atmosphere for families for over 25 years and has not required outside law enforcement to intervene to keep families safe. We take pride in the many preventative measures that have been implemented to increase safety of all who enter our facility. The respect, empathy and compassion the CFSVP staff and volunteers show the families we serve decreases the risk of an incident occurring and creates a safe place for all of our clients. This relationship begins at the time of intake. During the intake, staff provide clear communication about what services we can and cannot provide, gain an understanding of what each family's unique needs are and determine each client's cultural values so we can respect every client in a way that is meaningful to them.

The CFVSP is a member of the Supervised Visitation Network (SVN) and follows all SVN standards. In addition, the current CFSVP policies and procedures were developed upon implementation of the Safe Havens grant. Despite the grant funding ending in 2017, the CFSVP has maintained the Safe Haven standards to ensure safety of domestic violence victims. A few of the safety measures the CFSVP has in place include: law enforcement on site during all services hours, two separate parking lots, staggered departure and arrival times, and cameras monitoring the inside and outside of the facility.

The top priority of the CFSVP is safety. To ensure clients feel safe while utilizing services, each parent's safety is assessed through a survey every 90 days. One parent wrote on the survey, "The four hours a week I spend here are the safest hours of my week. I know I am safe and my son is safe." If a parent were to feel unsafe, the CFSVP would work closely with them to develop a plan to increase their sense of safety. The CFSVP also refers victims to the Safe Place and Rape Crisis Center, a local domestic violence program in our community, to help the client develop a safety plan and receive services to heal from the trauma they experienced.

The CFSVP attends injunction hearings to speak with victims about the visitation services available in our community. The CFSVP collaborates with the Safe Place and Rape Crisis Center, and the 12th Judicial Circuit in an effort to address the needs of individuals in our community. Our collaborations help address any gaps in services to ensure children and families are receiving the services they need.

The CFSVP recently started incorporating therapy dogs during supervised visitation to help families adjust to an unfamiliar environment, lift their spirits in a difficult situation, and help the children feel comforted when they are nervous, scared or upset. These emotions are common during the first visit or two, especially when a child witnessed domestic violence or were victims of abuse at the hands of their caregiver. The Pet Advocated Serving Sarasota (PAWS) program donates their time each week help create a comfortable, stress free environment and we are so very thankful for this wonderful service. Since the CFSVP started providing the PAWS pups for visits we have seen increased interactions, provides a "new experience" that they typically would not have in a structured setting, and have something to engage in and talk about together when the visit is typically quiet. The implementation of this service has been very successful!

The CFSVP is the only not for profit program in Sarasota and surrounding counties and we are proud to offer affordable services on a sliding fee scale in a safe, comfortable, and positive environment! If the CFSVP did not exist there would be many families that may not have contact at all or that may have unsafe visitation arrangements with a third party such as friends and family.

The Children's Visitation Center

2 Courthouse Square #3100 Kissimmee, FL 34741
Program Director: Vereen Fernandez 407-742-2467
Contact E-mail: ctadvf1@ocnjcc.org

Number of Sites: 1 Counties Served: Orange

The Osceola County Children's Visitation Center is a court operated program that has been in existence since February 1999. The program provides supervised visits and monitored exchanges for families, and allows children to spend time with their visiting parent in a pleasant and safe atmosphere, thus fostering a healthy relationship between the children and their parents. Visits take place in a school setting, which includes a large playground for families to spend recreational time outdoors during visits. All visits are supervised by a neutral, and trained observer who closely monitors all visits. The center provides full-time on-site security with the assistance of the Osceola County Sheriff's Office.

The overarching goal of the Children's Visitation Center is to provide an environment where the child can visit with their non-primary residential parent or non-residential parent in a safe, caring, and child-positive setting. This is a needed service for families experiencing separation, divorce, and domestic violence, when conflict between the parents necessitates a neutral outside resource. The services provided by the Children's Visitation Center has been made possible thanks to the outstanding support of the Osceola County Board of County Commissioners, Osceola County Sheriff's Office, and the Osceola County School Board.

Therapeutic Alliance

6405 NW 36th St. #112 Virginia Gardens, FL 33166
Program Director: Dayra Bodan 305-871-3131
Contact E-mail: TherapeuticAlli@bellsouth.net

Number of Sites: 2 Counties: Dade

2nd Site: Therapeutic Alliance 7700 N. Kendall Dr. #402 Miami, FL 33156

Our center is an affiliated group of licensed LCSWs, LMHCs, Psychologists Ph.Ds. Therefore extensive therapeutic interventions and visits are our specialty. We also have a number of post doc students as interns. We have four individual visit room designed in a home like way

with comfy furniture and fun themes such as Disney and Mickey Mouse. We also have entertainment options like TVs, gaming and a large assortment of age-appropriate toys.

Along with therapeutic supervision we provide family counseling, psych evals, co-parenting classes, parenting classes, anger management, couples and family reunification classes, all on-site. We decorate for Halloween and give out candy. We also decorate for holidays and staff often donate toys for the children.

We are so proud of the many complimentary thank you cards from kids and parents we receive each year. They tell us they really appreciated how much we care, and the kind services we provide.

The Toby Center

100 E. Linton Blvd. #104-B Delray Bch, FL
Program Director: Dr. Mark Roseman 855-862-9236
Contact E-mail: mschlegel@thetobycenter.org

Number of Sites: 10 Counties Served: Broward, Highlands, Hillsborough, Orange,
Palm Beach, Pinellas, Polk

Our goal is to validate your feelings as a parent when the courts redefine you as a custodial, or non-custodial parent. Regardless of the nomenclature used in your district court, you have now entered a system which now focuses on you. It will carefully examine your ability to nurture your child, and requires you to specify how you will parent in conjunction with another parent or guardian. Toby Center staff understand this frustration. Let us help you deal with the many changes you, and your children, will now experience.

Each Toby Center provides wraparound therapy, supervised visitation, parenting courses, mediation and child custody services for families transitioning through separation and divorce. We are committed to help create co-parenting arrangements to improve child outcomes. Center staff strive to reduce conflict between parents, provide coping skills to restore confidence, and multiple court ordered services to help families move forward more comfortably during their court procedures.

Dr. Mark Roseman is the Founder/President of the Toby Center for Family Transitions. Dr. Mark's program at the Toby Center is a national model for serving the divorcing population and their children, with locations across Florida. An educator, Dr. Roseman has worked with children and parents since 1998 when he served as an advocate for joint custody and served with David L. Levy, Esq, President Emeritus of the Children's Rights Council (CRC) in Washington, DC. In 2002-2008, Roseman served as Assistant Director for Child Access Services for the CRC developing training for supervised visitation and opening visitation locations in metro DC.

Roseman frequently quotes America's foremost pioneer in child psychiatry, Dr. Karl Menninger who stated that "What children see at home, they will do to society." The Toby Center philosophy is that through assisting parents to be more confident and satisfied, their children will have a better opportunity to thrive.

United Way Family Fundamentals

1021 Lakeland Hills Blvd. # 2 Lakeland, FL 33805

Program Director: Coleen Pizzuti, 863-686-1221 x222

Contact E-mail: Coleen.Pizzuti@uwcf.org

Number of Sites: 1 Counties Served: Polk, Highlands, Hardee

Family Fundamentals, as of February 2019, is now located in the Explorations V Children's Museum, on the third floor, in downtown Lakeland. This provides a fun, learning atmosphere – a place kids actually like to go.

The supervised visitation program in Lakeland, Florida, is a grant funded initiative begun by Heartland for Children (HFC). The supervised visitation program is modeled on the parent-training program, Attachment and Biobehavioral Catch-up (ABC). The goal of the ABC training is to enhance parent's capacities for interacting with their children in nurturing, synchronous, and non-frightening ways. HFC is the lead agency for Community Based care in Polk, Hardee, and Highlands Counties. HFC collaborated with United Way of Central Florida to bring this program to Polk County and the surrounding communities. Both organizations previously collaborated with Gulf Coast Jewish Family & Community Services, (GCJS) a local case management organization for the benefit of creating an opportunity for parents who are going through the dependency court process to be able to visit with their children in a home like setting that is supervised by an unbiased individual who then reports the interaction to the court.

The weekly visits take place at Family Fundamentals, which is a parent resource center and a project of Success by 6, an early childhood education and literacy program sponsored by United Way of Central Florida that promotes early childhood development; the physical, emotional, social, and mental foundation to succeed in school and in life. Family Fundamentals serves a diverse population with many community agencies that partner to provide free services to children and their families with the idea of strengthening families with resources such as child and caregiver interactive classes, while offering many ideas and activities to promote brain development and family relationships children need to enter school ready to succeed. Recurring activities for parents and children include pre-school story and activity time, Mommy and Me Playgroups, consisting of various ages and stages of children from under 12 months to 5 year olds.

Wesley House Family Services

1304 Truman Ave. Key West, FL 33040

Program Director: Morgan Smeraldi 305-809-5000 x329

Contact E-mail: Morgan.Smeraldi@wesleyhouse.org

Number of Sites: 1 Counties Served: Munroe

Youth and Family Alternatives SVP

7361 Forest Oaks Blvd. Springhill, FL 34606

Program Director: Edna Mae Byler (352) 754-1111

Contact E-mail: edna.byler@kidscentralinc.org

Number of Sites: 2 Counties Served: Hernando, Citrus

This year we were blessed to have a local youth group volunteer with us for a whole week. The volunteers painted one of our visitation rooms with an Under the Sea theme and another with a Jungle theme. Both rooms are covered with stick on murals and the children just love them. The volunteers also painted our offices bright pretty colors so intake interviews would also be lively for our clients. The volunteers enjoyed their time with us so much, they asked for more work! They cleaned all of the toys, one by one, and they now look brand new. Finally, they used carpet tiles to transform the floors. This wonderful youth group will be back next year as well and we can't wait to see what they have in store!

2nd Site: Youth & Family Alternatives Citrus Co.

2440 N. Essex Ave Hernando, FL 34442

Program Director: Marisa McClain 352-344-2933

Contact E-mail: Marisa.McClain@kidscentralinc.org

Each year we have a wonderful Christmas celebration with a visit from Santa and Mrs. Clause. They bring a large number of gifts of all sizes and age ranges and the children are invited to choose one for themselves. Inmates at a local jail make cookies for the children. During Halloween we decorate the whole place and have the children trick-or-treat from office to office. We have one room dedicated to infants and very young kids, with muted colors and three other rooms for older children with more vibrant colors.

Youth & Family Alternatives: Bradenton

5729 Manatee Ave. West Bradenton, FL 34209

Program Director: Laurel Drew 941-721-7670 x133

Contact E-mail: ldrew@sarasotaymca.org

Number of Sites: 1 Counties Served: Manatee

The program is currently serving children and families in Sarasota and Manatee Counties. We have served over 800 children in the last 18 months. The number of children coming into care has increased significantly over the last 18 months due to the Heroin epidemic. Staff work closely with families to ensure they maintain a strong connection with their children as they work their way to reunification.

In Sarasota, we have piloted the Early Childhood Court Model which allows children achieve permanency more quickly. Our transport staff work closely with the foster parents and the parents to ensure visitation is consistent and meaningful. This model is likely to roll out soon

in Manatee and when it does, the transport staff will be working toward the same goal of quality visitation.

Visitation Management Services

P.O. Box 18574 Tampa, FL 33679

Program Director: Traci Powell 813-340-7449

Contact E-mail: traci@customvisits.com

Number of Sites: 1 Counties Served: Hillsborough, Pinellas

Choosing a Payroll Service

By Livia Ledbetter



Introduction

Payroll is not always the most exciting aspect of running a non-profit or agency, but it is an important part of making sure you can best serve your employees and customers/clients at large. A good payroll system can increase your efficiency, save time, and streamline services for you and your employees.

Objectives

In this e-press, social service providers will learn:

- What to look for when choosing a payroll service
- Payroll services available

What to look for

What you want depends primarily on the size of your organization. Some services are targeted toward small businesses, some toward large corporations, and some include a range of options for organizations of various sizes.

Some services are web or cloud-based, while others may require you to download software. Also consider the functions you want the service to include. Many payroll services offer different package options, ranging from lower-cost basic services to higher-cost comprehensive services. Evaluate the size and needs of your organization. Take note of the different package options offered as well as add-ons, considering what would benefit your organization.

Payroll services

Square

- <https://squareup.com/us/en/payroll>
- Services: Monthly billing with no long-term contracts. Packages include a monthly base price and monthly fee per employee. Square offers a Payroll for contractors option, where employers only paying contractors have no subscription fees, paying only \$5 per contractor per month.
- Cost: Square offers one package starting at \$29 a month for the subscription and \$5 a month per every person paid.
- Special offers: No free trials listed.

RUN Powered by ADP

- <https://www.adp.com/what-we-offer/payroll/payroll-for-1-49-employees/payroll-packages.aspx>
- Services: This service offers four different packages targeted toward businesses and organizations with 1-49 employees: essential, enhanced, complete, and HR Pro. Customers also have the option of insurance and retirement add-ons for an additional price. ADP is an online-based service, meaning there is no software to download.
 - Essential: Basic payroll services, including payroll database, direct deposit, payroll delivery, and tax forms.
 - Enhanced: Basic payroll services plus secure checking, background checks, and notification of labor law changes.
 - Complete: Payroll services plus HR services
 - HR Pro: Payroll services plus enhanced HR services
- Size: Also offers services targeted toward mid-size businesses or organizations with 50-999 employees and large industries with over 1,000 employees.
- Cost: No pricing is listed. Employers must submit information on company size, location, and other factors for a cost estimate.
- Special offers: Two month free trial.



Gusto

- <https://gusto.com/product/pricing>
- Services: This service offers three different packages: core, complete, and concierge. Customers have the option to add on benefits like workers' comp or retirement plans. This is an online-based service.
 - Core: basic payroll services for smaller business or organizations. \$39 base price and \$6 per employee, monthly.
 - Complete: basic payroll services and additional features. \$39 base price and \$12 per employee, monthly.
 - Concierge: payroll services and HR services. \$149 base price and \$12 per employee, monthly.
- Cost: Monthly billing with no long-term contracts. Packages include a monthly base price and monthly fee per employee.
- Special offers: 1 month free trial

Intuit QuickBooks Payroll

- <https://quickbooks.intuit.com/payroll/pricing/>

- **Services:** This service offers a basic self-service payroll package and a comprehensive full service payroll package. However, QuickBooks has a wide variety of customizable packages, including online-based and software-based payroll services, available to customers that are all listed on their website.
 - Self-service: basic payroll services. \$35 base price and \$4 per employee, monthly.
 - Full service: expert help, tax filing assistance. \$80 base price and \$4 per employee, monthly.
- **Cost:** Monthly billing with no long-term contracts. Packages include a monthly base price and monthly fee per employee. The first ten employees are priced at \$4 per month. After ten, the rest are priced at \$2.50 a month.
- **Special offers:** You can choose one of QuickBooks' two offers for new customers: either a 30-day free trial or 50% off the base price for 3 months.

Patriot Software

- <https://www.patriotsoftware.com/payroll/>
- **Services:** This service offers a basic payroll package and a full service payroll package. Additional timekeeping and HR software add-ons are available. This payroll service is a downloadable software.
 - Basic payroll: basic payroll self-service package. \$10 base price and \$4 per employee, monthly.
 - Full service payroll: basic payroll services plus expert help with payroll taxes. \$30 base price and \$4 per employee, monthly.
- **Cost:** Monthly billing with no long-term contracts. Packages include a monthly base price and monthly fee per employee.
- **Special offers:** 30-day free trial.



Conclusion

There are many options you have when it comes to choosing a payroll service for your agency. Different services offer a range of package options, from basic to comprehensive, with the opportunity to purchase add-ons as well. Taking the time to research the right payroll service for your agency can make the process much more efficient and streamlined in the long run.

References

Beasley, C. (2019, May 10). The ultimate guide to payroll for nonprofits. Retrieved from: <https://fitsmallbusiness.com/payroll-for-nonprofits/>


Murray, J. (2019, January 7). How to select payroll software for your small business. Retrieved from: <https://www.thebalancesmb.com/evaluating-payroll-software-for-small-business-4122166>

Rivas, D. (2015, April). A few good tools for nonprofit payroll. Retrieved from: <https://www.idealware.org/few-good-tools-nonprofit-payroll/>

Holiday Books for Children




Kwanzaa:




Kevin's Kwanzaa by Lisa Bullard

Kevin's family is celebrating the seven days of Kwanzaa. Each day he learns a new special word. He helps his family set up for the celebration. They discuss teamwork and problem solving. On the sixth day, they eat and dance at the big celebration.



Seven Spools of Thread: A Kwanzaa Story by Angela Shelf Medearia


Seven brothers must learn to work together to achieve a goal, while also demonstrating the seven principles of Kwanzaa.



My First Kwanzaa by Karen Katz


For the littlest member of the family to learn about Kwanzaa. Help them understand the importance of friends, family and community, and celebrate it during the seven days of Kwanzaa.

Hanukkah:




Hershel and the Hanukkah Goblins by Eric A. Kimmel

This is a picture book is a family favorite, portraying a man who is faced with challenges and goblins trying to take over Hanukkah. He is a traditional Jewish folk hero who needs to save the holiday and live to tell the tale.



The Story of Hanukkah by David A. Adler


Celebrate Hanukkah with a book that tells the story of a great miracle. This book was designed for younger children but can be enjoyed by all. This book has vibrant paintings, a traditional recipe for latkes, and directions for a dreidel game.



Simon and the Bear: A Hanukkah by Eric A. Kimmel


This book tells a tale of a man named Simon who sails to America. Before his trip, his mother reminds him to celebrate Hanukkah no matter where he is in the world. On the first night of Hanukkah, his ship sinks, and he ends up resting on an iceberg. A miracle happens, and Simon befriends a polar bear. As they celebrate Hanukkah together, more miracles happen, and Simon eventually makes it to America.

Eid al-Adha/Fitr:



Rashad's Ramadan and Eid-al-Fitr by Lisa Bullard

Ramadan is a time for fasting, prayer, and thinking of others. This book tells about how people celebrate this special time of the year.



Peg + Cat: The Eid al-Adha Adventure by Jennifer Oxley and Billy Aronson


This book tells a story of friends celebrating Eid al-Adha. While they are feasting and celebrating, they talk about the rewards of giving to others. They go on an adventure trying to give back to the community around them and spread the holiday spirit.



Eid Breakfast at Abuela's Book by Mariam Saad


This book celebrates cross cultural and religious diversity. A Muslim family is celebrating Eid al-Adha with their grandmother who is not Muslim. She hosts a Mexican feast for the family, and they celebrate their cultures together.

Diwali:




Shubh Diwali! By Chitra Soundar

This is a picture book suited for young children and displays Rangoli art decorating the floor and strings of flowers hanging from the ceiling. It is a great introduction to the holiday surrounding the Hindu festival of lights.



Let's Celebrate 5 Days of Diwali! by Ajanta Chakraborty and Vivek Kumar

This book takes the reader on an adventure with two friends and a squirrel. They learn about the five days of Diwali and other traditions including Dhanteras, Diwali sweets, Rangoli drawings, fireworks, and the special sibling bond of Bhai Dooj.



Amma, Tell Me About Diwali! By Bhakti Mathur

"Amma, Tell Me About Diwali!" is a charming and informative book in a series that introduces the major Hindu festivals and figures to young readers, and are perfect for families wanting to share stories of Hinduism with their children or for educators looking for resources on the Hindu culture for their students

Christmas:



The Littlest Reindeer by Brandi Dougherty

This story is about the smallest reindeer in the North Pole. The reindeer's biggest dream is to help Santa pull the sleigh, but she cannot fly the right way. Her challenge is to overcome this and learn how to fly so she can pull Santa's sleigh.



A Boy Called Christmas by Matt Haig


"A Boy Called Christmas" is a tale of adventure, snow, elves, and an eleven-year-old boy, Nikolas. Nikolas is nicknamed Christmas, and believes that anything is possible. He's not afraid of magic, and takes off on an adventure to find his father in the North Pole.



Twas the Night Before Christmas! By Sandra Magsamen


This is a classic tale of Christmas. This rendition of the book has illustrations that truly brings this story to life. This book is tall and slim, making it a great gift to slip into stockings.

Las Posadas:




The Night of Las Posada by Tomie DePaola

In this book, Sister Angie organizes a celebration of Las Posadas to reenact the night Jesus was born. But this year a snowstorm hits, and only a miracle can save the show. The kindness of strangers is displayed throughout this book in spirit of the holidays.



Uno, Dos, Tres, Posada! By Virginia L. Kroll


A young girl plans a party to celebrate Las Posadas. There's a lot to do before the party can begin, and the young girl guides us through each step—from making punch, to putting out poinsettias, hanging the piñata. Sprinkled with Spanish words and filled with lively illustrations, this heartwarming tale is sure to be a holiday favorite!



Nine Days to Christmas: A Story of Mexico by Marie Hall Ets


This story is about a young girl named Ceci who is very excited about Christmas approaching. This year, Ceci is going to lead the candlelight procession that reenacts Mary and Joseph's trek to Bethlehem. Ceci prepares for this big event to take place.

Día de los Reyes Magos (Three Kings Day)




Follow the Star with the Wise Men by Stephanie Jeffs

This is the journey of the three wise men following the star to meet a special person. Following a star can be difficult to do. This book is written with fun rhymes to engage the reader.



The Wise Men by Juliet David

This book retells the Christmas story of the Wise Men who are following the North Star to find the new King. This book has lots of bright illustrations and glitter for children to look at.



The Three Wise Men by Loek Koopmans

Long ago, a very special star appeared in the night sky. The Three Wise Men had never seen a star as bright as this one. They decide to take off on a journey and travel west to search for the star.

PAPER PLATE ELF



You will need:

- 1 paper plate
- Paint: tan or brown, pink
- Construction paper: white, yellow, and green
- Cotton balls
- Googly eyes
- Red circle stickers
- Black marker
- Scissors
- Glue

Step 1

Paint the paper plate with tan or brown paint, depending on the skin color you want for the elf. Paint some of the white construction paper for the elf ears. Set pieces aside to dry.

Step 2

While the paint dries, cut out a long, skinny triangle from the entire sheet of green construction paper. Fold the tip of the triangle over.

With the yellow paper, cut out hair for your elf.



Step 3

Once your paint dries, cut pointy ears out of the painted construction paper. Glue them to the sides of the paper plate.

Put glue on the top and bottom rim of your paper plate. Glue your green triangle on the back of the plate.


Step 4

Glue your elf hair to the top of the paper plate. Then, glue a line of cotton balls at the top of the hair and one at the end of the hat.

Step 5

Finish your elf by gluing on the googly eyes, adding the red circle for a nose, and draw a mouth with the black marker.

POLAR BEAR FINGER PUPPETS



You will need:

- White cardstock paper
- 1/2-inch hole puncher
- Ruler
- Googly eyes
- Black crafting pompom
- Black marker
- Glue stick
- Scissors




Step 1

Cut a 2 1/2 inch circle, a 4 inch circle, and two polar bear ears out of the white cardstock paper

Step 2

At the bottom of your larger circle, punch out two 1/2-inch circles. These are the puppet's finger holes.



Step 3

Glue the 2 1/2-inch circle onto the top of the 4-inch circle to make the polar bear head and body.



Step 4

Glue the ears onto the back of the head. Glue on your googly eyes and black pom pom.




Step 5

Draw a mouth below the pom pom with your black marker. Put two fingers into the holes for your polar bear feet -- your bear is ready to play!



CUPCAKE LINER PENGUINS



You will need:

- 2 regular-sized black cupcake liners
- 2 mini black cupcake liners
- Blue, orange, and white cardstock paper
- Googly eyes
- Scissors
- Glue

Step 1

Cut out a snowy hill from your white cardstock paper. Glue this to your blue cardstock paper.

Step 2

Glue your two regular-sized black cupcake liners onto your white snowy hills. Cut out four 1-inch hearts from your orange cardstock paper. Glue this under your cupcake liners as penguin feet.



Step 3

Fold your mini black cupcake liners in half vertically. Cut a curve along the folded edge to give you 2 curved pieces for the wings. Glue one on each side of the penguin body.



Step 4

Cut out two 2-inch circles from your white cardstock paper. Glue these onto the belly of your penguins.

Step 5

Glue on googly eyes. Cut out a triangle beak from your orange cardstock paper, gluing it below the eyes.

Your penguins are ready to play!



Contact the Clearinghouse at
850-644-1715

